

# Commercial Performance Review

## **East Garo Hills Distribution Circle**

Dec 2025

## Collection Efficiency

| Circle/Division/Sub-Division  | Cumulative Revenue Billed (Lakhs) in CY (25-26) | Cumulative Revenue Collected (Lakhs) in CY (25-26) | GAP            | Coll. Eff. % in CY |
|-------------------------------|---|--|----------------|--------------------|
| <b>EASTERN ZONE</b>           |   |  |                |                    |
| <b>SHILLONG CIRCLE</b>        | 14594.71  | 15446.15   | -851.45        | 105.8%             |
| <b>RI BHOI CIRCLE</b>         | 23287.46  | 21545.44   | <b>1742.02</b> | 92.5%              |
| <b>JAINTIA HILLS CIRCLE</b>   | 13418.38  | 13617.60   | -199.22        | 101.5%             |
| <b>KHASI HILLS CIRCLE</b>     | 4932.28   | 5174.10  | -241.82        | 104.9%             |
| <b>TOTAL</b>                  | <b>56232.83</b>                                 | <b>55783.29</b>                                    | <b>449.54</b>  | <b>99.2%</b>       |
| <b>WESTERN ZONE</b>           |   |  |                |                    |
| <b>WEST GARO HILLS CIRCLE</b> | 2701.10   | 2833.41  | -125.37        | 107.7%             |
| <b>EAST GARO HILLS CIRCLE</b> | 3108.30   | 2582.31  | 526.00         | 83.1%              |
| <b>TOTAL</b>                  | <b>5809.41</b>                                  | <b>5415.72</b>                                     | <b>400.63</b>  | <b>93.2%</b>       |
| <b>MePDCL</b>                 | 62042.24  | 61199.02   | <b>850.17</b>  | 98.6%              |

## Billing Efficiency [ April 2025- October 2025]

| Circle/Division/Sub-Division  | Cumulative Energy Input (MU) in CY | Cumulative Energy Sales (MU) in CY | Billing Eff in CY | LOSS         |
|-------------------------------|------------------------------------|------------------------------------|-------------------|--------------|
| <b>EASTERN ZONE</b>           |                                    |                                    |                   |              |
| <b>SHILLONG CIRCLE</b>        | 225.76                             | 224.22                             | 99.3%             | 0.7%         |
| <b>RI BHOI CIRCLE</b>         | 348.48                             | 326.08                             | 93.6%             | 6.4%         |
| <b>JAINTIA HILLS CIRCLE</b>   | 171.37                             | 151.00                             | 88.1%             | 11.9%        |
| <b>KHASI HILLS CIRCLE</b>     | 95.14                              | 71.75                              | 75.4%             | 24.6%        |
| <b>TOTAL</b>                  | <b>840.74</b>                      | <b>773.05</b>                      | <b>91.9%</b>      | <b>8.1%</b>  |
| <b>WESTERN ZONE</b>           |                                    |                                    |                   |              |
| <b>WEST GARO HILLS CIRCLE</b> | 68.55                              | 42.81                              | 53.0%             | 47.0%        |
| <b>EAST GARO HILLS CIRCLE</b> | 61.61                              | 42.63                              | 68.1%             | 31.9%        |
| <b>TOTAL</b>                  | <b>130.16</b>                      | <b>85.44</b>                       | <b>65.6%</b>      | <b>34.4%</b> |
| <b>MePDCL</b>                 | 970.91                             | 858.49                             | 88.4%             | 11.6%        |

## Collection Efficiency

### Revenue Billed & Collection- FY 2025-26 [April 2025 to Oct 2025] Excl. State Govt.

| Circle/Division/Sub-Division     | Cumulative Revenue Billed (Lakhs) in CY (25-26) | Cumulative Revenue Collected (Lakhs) in CY (25-26) | GAP           | Coll. Eff. % in CY | Coll. Eff. % in PY | % Δ PY      | Coll. Eff. % Target | Target NOT Achieved |
|----------------------------------|---|--|---------------|--------------------|--------------------|-------------|---------------------|---------------------|
| <b>EAST GARO HILLS CIRCLE</b>    | <b>3108.30</b>                                  | <b>2582.31</b>                                     | <b>526.00</b> | 83.1%              | 80.1%              | 3%          | 135%                | 1,627.93            |
| <b>EAST GARO HILLS DIVISION</b>  | <b>2521.35</b>                                  | <b>2156.88</b>                                     | <b>364.47</b> | 85.5%              | 80.5%              | 5%          | 138%                | 1,326               |
| BAJENGDOBA SUBDIVISION           | 698.74  | 553.13   | <b>145.61</b> | 79.2%              | 78.5%              | 1%          | 147%                | 472                 |
| KHARKUTTA SUBDIVISION            | 360.31  | 296.31   | <b>64.00</b>  | 82.2%              | 84.3%              | <b>-2%</b>  | 137%                | 198                 |
| MENDIPATHAR SUBDIVISION          | 955.74  | 855.92   | <b>99.82</b>  | 89.6%              | 77.7%              | 12%         | 143%                | 511                 |
| WILLIAMNAGAR SUBDIVISION         | 506.56  | 451.53   | <b>55.03</b>  | 89.1%              | 83.7%              | 5%          | 124%                | 176                 |
| <b>SOUTH GARO HILLS DIVISION</b> | <b>586.95</b>                                   | <b>425.42</b>                                      | <b>161.53</b> | 72.5%              | 78.2%              | <b>-6%</b>  | 125%                | 307                 |
| BAGHMARA SUBDIVISION             | 474.73  | 339.48   | <b>135.25</b> | 71.5%              | 74.0%              | <b>-3%</b>  | 119%                | 225                 |
| CHOKPOT SUBDIVISION              | 112.22  | 85.94  | <b>26.28</b>  | 76.6%              | 96.7%              | <b>-20%</b> | 167%                | 101                 |

## Billing Efficiency

### Billing Efficiency [ April 25 to Oct 25]

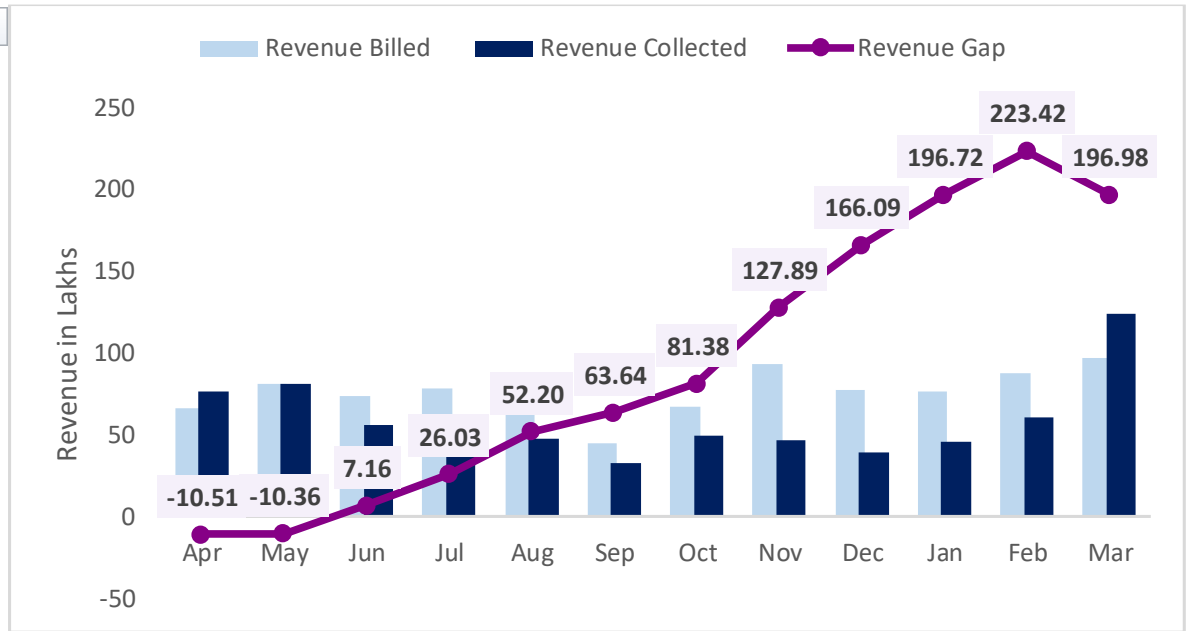
| Circle/Division/Sub-Division     | Cumulative Energy Input (MU) in CY | Cumulative Energy Sales (MU) in CY | Billing Eff in CY | Billing Eff in PY | % Δ w.r.t the PY | Billing Eff Target | % Δ the Target | Dist. Loss % |
|----------------------------------|------------------------------------|------------------------------------|-------------------|-------------------|------------------|--------------------|----------------|--------------|
| <b>EAST GARO HILLS CIRCLE</b>    | 62.62                              | 42.63                              | 68.1%             | 52.9%             | 15.2%            | 75%                | -6.9%          | 31.9%        |
| <b>EAST GARO HILLS DIVISION</b>  | 47.96                              | 34.79                              | 72.5%             | 54.4%             | 18.2%            | 76%                | -3.0%          | 27.5%        |
| BAJENGDOBA SUBDIVISION           | 14.50                              | 9.27                               | 63.9%             | 42.2%             | 21.7%            | 71%                | -7.4%          | 36.1%        |
| KHARKUTTA SUBDIVISION            | 5.57                               | 4.82                               | 86.5%             | 54.8%             | 31.7%            | 77%                | 9.1%           | 13.5%        |
| MENDIPATHAR SUBDIVISION          | 15.66                              | 13.21                              | 84.4%             | 72.7%             | 11.7%            | 79%                | 5.8%           | 15.6%        |
| WILLIAMNAGAR SUBDIVISION         | 12.23                              | 7.49                               | 61.3%             | 55.8%             | 5.5%             | 78%                | -16.9%         | 38.7%        |
| <b>SOUTH GARO HILLS DIVISION</b> | 14.66                              | 7.84                               | 53.5%             | 47.2%             | 6.3%             | 76%                | -22.1%         | 46.5%        |
| BAGHMARA SUBDIVISION             | 10.81                              | 6.29                               | 58.2%             | 43.0%             | 15.2%            | 71%                | -13.1%         | 41.8%        |
| CHOKPOT SUBDIVISION              | 3.85                               | 1.55                               | 40.2%             | 76.4%             | -36.2%           | 83%                | -42.7%         | 59.8%        |

# EAST GARO HILLS DIVISION

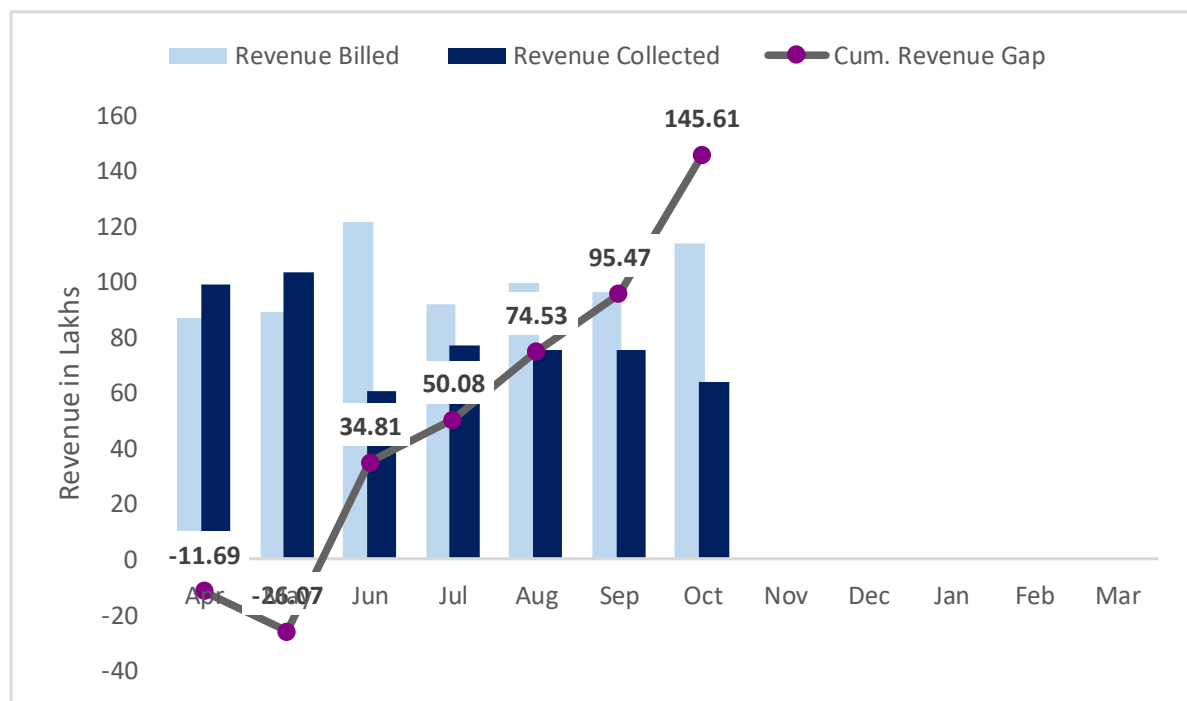
## Revenue Billed & Collection- FY 2025-26 [April 2025 to Oct 2025] Excl. State Govt.

| Circle/Division/Sub-Division    | Cumulative Revenue Billed (Lakhs) in CY (25-26) | Cumulative Revenue Collected (Lakhs) in CY (25-26) | GAP           | Coll. Eff. % in CY | Coll. Eff. % in PY | % Δ PY     | Coll. Eff. % Target | Target NOT Achieved |
|---------------------------------|---|--|---------------|--------------------|--------------------|------------|---------------------|---------------------|
| <b>EAST GARO HILLS CIRCLE</b>   | <b>3108.30</b>                                  | <b>2582.31</b>                                     | <b>526.00</b> | 83.1%              | 80.1%              | 3%         | 135%                | 1,627.93            |
| <b>EAST GARO HILLS DIVISION</b> | <b>2521.35</b>                                  | <b>2156.88</b>                                     | <b>364.47</b> | 85.5%              | 80.5%              | 5%         | 138%                | 1,326               |
| BAJENGDOBA SUBDIVISION          | 698.74  | 553.13   | <b>145.61</b> | 79.2%              | 78.5%              | 1%         | 147%                | 472                 |
| KHARKUTTA SUBDIVISION           | 360.31  | 296.31   | <b>64.00</b>  | 82.2%              | 84.3%              | <b>-2%</b> | 137%                | 198                 |
| MENDIPATHAR SUBDIVISION         | 955.74  | 855.92   | <b>99.82</b>  | 89.6%              | 77.7%              | 12%        | 143%                | 511                 |
| WILLIAMNAGAR SUBDIVISION        | 506.56  | 451.53   | <b>55.03</b>  | 89.1%              | 83.7%              | 5%         | 124%                | 176                 |

| BAJENGDOBA SUBDIVISION |       |                |                   |             |
|------------------------|-------|----------------|-------------------|-------------|
| Year CY                | Month | Revenue Billed | Revenue Collected | Revenue Gap |
| 2024                   | Apr   | 66.19          | 76.70             | -10.51      |
| 2024                   | May   | 81.51          | 81.35             | -10.36      |
| 2024                   | Jun   | 73.85          | 56.34             | 7.16        |
| 2024                   | Jul   | 78.48          | 59.62             | 26.03       |
| 2024                   | Aug   | 73.68          | 47.50             | 52.20       |
| 2024                   | Sep   | 44.56          | 33.13             | 63.64       |
| 2024                   | Oct   | 67.25          | 49.51             | 81.38       |
| 2024                   | Nov   | 92.96          | 46.45             | 127.89      |
| 2024                   | Dec   | 77.72          | 39.52             | 166.09      |
| 2025                   | Jan   | 76.63          | 46.00             | 196.72      |
| 2025                   | Feb   | 87.74          | 61.05             | 223.42      |
| 2025                   | Mar   | 97.50          | 123.95            | 196.98      |



| BAJENGDOBA SUBDIVISION |       |                |                   |                  |
|------------------------|-------|----------------|-------------------|------------------|
| Year CY                | Month | Revenue Billed | Revenue Collected | Cum. Revenue Gap |
| 2025                   | Apr   | 86.99          | 98.67             | -11.69           |
| 2025                   | May   | 89.12          | 103.50            | -26.07           |
| 2025                   | Jun   | 121.35         | 60.46             | 34.81            |
| 2025                   | Jul   | 92.02          | 76.75             | 50.08            |
| 2025                   | Aug   | 99.59          | 75.14             | 74.53            |
| 2025                   | Sep   | 95.98          | 75.04             | 95.47            |
| 2025                   | Oct   | 113.70         | 63.55             | 145.61           |
| 2025                   | Nov   |                |                   |                  |
| 2025                   | Dec   |                |                   |                  |
| 2026                   | Jan   |                |                   |                  |
| 2026                   | Feb   |                |                   |                  |
| 2026                   | Mar   |                |                   |                  |



| BAJENGDOBA SUBDIVISION |                     |                     |                    |                    |                    |                    |                    |                      |
|------------------------|---------------------|---------------------|--------------------|--------------------|--------------------|--------------------|--------------------|----------------------|
|                        | Apr-25              | May-25              | Jun-25             | Jul-25             | Aug-25             | Sep-25             | Oct-25             | Cum. Gap             |
| <b>EHT</b>             | ₹ 0                 | ₹ 0                 | ₹ 0                | ₹ 0                | ₹ 0                | ₹ 0                | ₹ 0                | ₹ 0                  |
| FAEHT                  |                     |                     |                    |                    |                    |                    |                    |                      |
| IEHT                   |                     |                     |                    |                    |                    |                    |                    |                      |
| <b>HT</b>              | <b>₹ 1,79,936</b>   | <b>₹ -1,00,915</b>  | <b>₹ 91,866</b>    | <b>₹ 7,926</b>     | <b>₹ 1,12,200</b>  | <b>₹ -81,308</b>   | <b>₹ 4,32,729</b>  | <b>₹ 6,42,433</b>    |
| BS                     |                     |                     |                    |                    |                    |                    |                    |                      |
| CHT                    |                     |                     |                    |                    |                    |                    |                    |                      |
| DHT                    | ₹ 1,79,936          | ₹ -1,00,915         | ₹ 91,866           | ₹ 7,926            | ₹ 1,12,200         | ₹ -81,308          | ₹ 4,32,729         | ₹ 6,42,433           |
| FAHT                   |                     |                     |                    |                    |                    |                    |                    |                      |
| IHT                    |                     |                     |                    |                    |                    |                    |                    |                      |
| WSHT                   |                     |                     |                    |                    |                    |                    |                    |                      |
| <b>LT</b>              | <b>₹ -13,48,682</b> | <b>₹ -13,37,455</b> | <b>₹ 59,96,447</b> | <b>₹ 15,18,669</b> | <b>₹ 23,32,512</b> | <b>₹ 21,75,550</b> | <b>₹ 45,81,885</b> | <b>₹ 1,39,18,927</b> |
| AP                     | ₹ 364               | ₹ 362               | ₹ 407              | ₹ 344              | ₹ 394              | ₹ 400              | ₹ -1,451           | ₹ 819                |
| BPL(M)                 | ₹ -3,16,277         | ₹ -4,86,229         | ₹ 24,25,080        | ₹ 13,53,695        | ₹ 9,23,906         | ₹ 11,73,021        | ₹ 20,92,489        | ₹ 71,65,685          |
| BPL(UM)                | ₹ 6,646             | ₹ 23,828            | ₹ 2,47,984         | ₹ 1,35,285         | ₹ 1,70,725         | ₹ 34,246           | ₹ 2,28,287         | ₹ 8,47,000           |
| CCTV                   |                     |                     |                    |                    |                    |                    |                    |                      |
| CLT                    | ₹ 2,00,979          | ₹ -2,69,946         | ₹ 8,70,129         | ₹ -8,04,516        | ₹ -71,201          | ₹ 6,41,289         | ₹ 1,79,551         | ₹ 7,46,285           |
| CRM                    |                     |                     |                    |                    |                    |                    |                    |                      |
| DLT                    | ₹ -12,22,004        | ₹ -5,94,206         | ₹ 24,46,797        | ₹ 8,31,797         | ₹ 12,93,578        | ₹ 3,16,404         | ₹ 20,90,993        | ₹ 51,63,359          |
| GP                     | ₹ -18,230           | ₹ -17,433           | ₹ 4,415            | ₹ 617              | ₹ 2,546            | ₹ 4,211            | ₹ 1,513            | ₹ -22,360            |
| ILT                    | ₹ -160              | ₹ 6,170             | ₹ 1,635            | ₹ 1,446            | ₹ 12,565           | ₹ 5,978            | ₹ -9,497           | ₹ 18,137             |
| PL(M)                  |                     |                     |                    |                    |                    |                    |                    |                      |
| PL(UM)                 |                     |                     |                    |                    |                    |                    |                    |                      |
| WSLT                   |                     |                     |                    |                    |                    |                    |                    |                      |
| <b>Grand Total</b>     | <b>₹ -11,68,746</b> | <b>₹ -14,38,370</b> | <b>₹ 60,88,313</b> | <b>₹ 15,26,595</b> | <b>₹ 24,44,713</b> | <b>₹ 20,94,242</b> | <b>₹ 50,14,614</b> | <b>₹ 1,45,61,360</b> |

# In Service Defaulters as on 01-12-2025

## BAJENGDOBA SUBDIVISION

### Status of 10k and above Outstanding from INSERVICE (NG exculding Legal Cases)

| Count of Consumers |             |               |               |               |               |                |          |             |
|--------------------|-------------|---------------|---------------|---------------|---------------|----------------|----------|-------------|
| MONTH              | Domestic LT | Commercial LT | Commercial HT | Industrial LT | Industrial HT | Industrial EHT | Others   | Grand Total |
| SEP_25             | 5558        | 58            | 0             | 2             | 0             |                | 1        | 5619        |
| NOV_25             | <b>5246</b> | <b>32</b>     | <b>0</b>      | <b>2</b>      | <b>0</b>      |                | <b>0</b> | <b>5280</b> |
| INC                | -312        | -26           | 0             | 0             | 0             |                | -1       | -339        |
| %                  | -6%         | -45%          |               | 0%            |               |                | -100%    | -6%         |

### Status of 10k and above Outstanding from INSERVICE (NG exculding Legal Cases)

| Rs. In Lakhs |                  |               |               |               |               |                |         |                  |
|--------------|------------------|---------------|---------------|---------------|---------------|----------------|---------|------------------|
| MONTH        | Domestic LT      | Commercial LT | Commercial HT | Industrial LT | Industrial HT | Industrial EHT | Others  | Grand Total      |
| SEP_25       | ₹ 1545.69        | ₹ 18.79       | ₹ -           | ₹ 0.44        | ₹ -           |                | ₹ 0.13  | ₹ 1565.06        |
| NOV_25       | ₹ <b>1420.38</b> | ₹ <b>7.96</b> | ₹ -           | ₹ <b>0.53</b> | ₹ -           |                | ₹ -     | ₹ <b>1428.87</b> |
| INC          | ₹ -125.32        | ₹ -10.83      | ₹ -           | ₹ 0.09        | ₹ -           |                | ₹ -0.13 | ₹ -136.19        |
| %            | -8.1%            | -57.6%        |               | <b>20.5%</b>  |               |                | -100.0% | -8.7%            |

## In Service Defaulters- “Non-Domestic” as on 01-12-2025

| SUBDIVISION            | CONSUMER ID | CONSUMER NAME                 | CATEGORY | SAN LOAD(KW) | SAN LOAD(KVA) | CUSTOMER TYPE | LATEST OUTSTANDING | LATEST PAYMENT AMOUNT | LATEST PAYMENT DATE |
|------------------------|-------------|-------------------------------|----------|--------------|---------------|---------------|--------------------|-----------------------|---------------------|
| BAJENGDOBA SUBDIVISION | 1000277044  | Sombalson Marak               | CLT      | 1            | 0             | NG            | ₹ 1,02,495         | ₹ 2,000               | 25-Apr-25           |
| BAJENGDOBA SUBDIVISION | 1000624218  | Banse Marak                   | CLT      | 1            | 0             | NG            | ₹ 67,227           |                       |                     |
| BAJENGDOBA SUBDIVISION | 1000277612  | Luther Sangma                 | CLT      | 1            | 0             |               | ₹ 52,431           |                       |                     |
| BAJENGDOBA SUBDIVISION | 1000615012  | SUMMIT DIGITAL INFRASTRUCTURE | CLT      | 12           | 0             | NG            | ₹ 48,298           | ₹ 13,107              | 29-Aug-25           |
| BAJENGDOBA SUBDIVISION | 1000284947  | Shahidul Islam                | ILT      | 0            | 6             | NG            | ₹ 36,570           | ₹ 5,000               | 27-Mar-25           |
| BAJENGDOBA SUBDIVISION | 1000276776  | Projoni Sangma                | CLT      | 1            | 0             | NG            | ₹ 36,729           |                       | 29-Nov-22           |
| BAJENGDOBA SUBDIVISION | 1000277611  | Benting Marak                 | CLT      | 1            | 0             | NG            | ₹ 35,191           | ₹ 10,000              | 14-Jul-25           |
| BAJENGDOBA SUBDIVISION | 1000277375  | Fedison Marak                 | CLT      | 2            | 0             | NG            | ₹ 34,236           | ₹ 10,000              | 28-Mar-25           |
| BAJENGDOBA SUBDIVISION | 1000285014  | Sengjan Sangma                | CLT      | 1            | 0             | NG            | ₹ 32,069           | ₹ 4,500               | 27-Jan-25           |
| BAJENGDOBA SUBDIVISION | 3111000007  | M/S Jengjal Filling Station   | CLT      | 15           | 0             | 0             | ₹ 28,836           | ₹ 26,050              | 21-Aug-25           |
| BAJENGDOBA SUBDIVISION | 1000280482  | Tapjan Marak                  | CLT      | 1            | 0             | NG            | ₹ 25,266           | ₹ 10,500              | 26-Jun-24           |
| BAJENGDOBA SUBDIVISION | 1000276782  | Empile Marak                  | CLT      | 1            | 0             | NG            | ₹ 21,767           |                       | 14-Aug-23           |
| BAJENGDOBA SUBDIVISION | 1000272255  | Meruin R Sangma               | CLT      | 1            | 0             |               | ₹ 20,280           | ₹ 12,000              | 14-Apr-25           |
| BAJENGDOBA SUBDIVISION | 1000285017  | Hanseng Momin                 | CLT      | 1            | 0             |               | ₹ 20,106           | ₹ 5,400               | 24-Jul-25           |
| BAJENGDOBA SUBDIVISION | 1000277431  | Gabrel Marak                  | CLT      | 1            | 0             | NG            | ₹ 19,747           |                       | 20-Nov-23           |

## In Service Defaulters – “Domestic” as on 01-12-2025

| SUBDIVISION            | CONSUMER ID | CONSUMER NAME    | CATEGORY | SAN LOAD(KW) | SAN LOAD(KVA) | CUSTOMER TYPE | LATEST OUTSTANDING | LATEST PAYMENT AMOUNT | LATEST PAYMENT DATE |
|------------------------|-------------|------------------|----------|--------------|---------------|---------------|--------------------|-----------------------|---------------------|
| BAJENGDOBA SUBDIVISION | 1000282086  | Sengri Marak     | BPL(M)   | 1            | 0             | NG            | ₹ 6,23,984         |                       | 20-Sep-23           |
| BAJENGDOBA SUBDIVISION | 1000274099  | Parwin Marak     | DLT      | 1            | 0             |               | ₹ 1,82,291         |                       |                     |
| BAJENGDOBA SUBDIVISION | 1000276652  | Primilla Marak   | DLT      | 1            | 0             | NG            | ₹ 1,75,359         |                       | 29-Jul-22           |
| BAJENGDOBA SUBDIVISION | 1000276645  | Sailendra Marak  | DLT      | 1            | 0             | NG            | ₹ 1,67,797         |                       | 29-Jul-22           |
| BAJENGDOBA SUBDIVISION | 1000274724  | Susil Sangma     | DLT      | 1            | 0             | NG            | ₹ 1,66,263         |                       | 16-Sep-22           |
| BAJENGDOBA SUBDIVISION | 1000275948  | Asen B Marak     | DLT      | 1            | 0             | NG            | ₹ 1,62,737         |                       |                     |
| BAJENGDOBA SUBDIVISION | 1000274291  | Kerithson Momin  | DLT      | 1            | 0             | NG            | ₹ 1,60,136         |                       |                     |
| BAJENGDOBA SUBDIVISION | 1000276658  | Jonmilla Momin   | DLT      | 1            | 0             | NG            | ₹ 1,53,358         | ₹ 10,000              | 16-Jun-25           |
| BAJENGDOBA SUBDIVISION | 1000274727  | Rellison Marak   | DLT      | 1            | 0             | NG            | ₹ 1,53,051         |                       |                     |
| BAJENGDOBA SUBDIVISION | 1000274835  | Nemingdro        | DLT      | 1            | 0             | NG            | ₹ 1,51,587         |                       | 11-Aug-23           |
| BAJENGDOBA SUBDIVISION | 1000273933  | Dish K Sangma    | DLT      | 1            | 0             | NG            | ₹ 1,50,213         |                       |                     |
| BAJENGDOBA SUBDIVISION | 1000277560  | Chengbong Sangma | DLT      | 1            | 0             | NG            | ₹ 1,50,045         |                       |                     |
| BAJENGDOBA SUBDIVISION | 1000277576  | Dasan Sangma     | DLT      | 1            | 0             | NG            | ₹ 1,49,748         |                       |                     |
| BAJENGDOBA SUBDIVISION | 1000276649  | Samplin Marak    | DLT      | 1            | 0             | NG            | ₹ 1,46,651         |                       | 03-Aug-22           |
| BAJENGDOBA SUBDIVISION | 1000274836  | Kelbith Sangma   | DLT      | 1            | 0             | NG            | ₹ 1,46,388         |                       |                     |
| BAJENGDOBA SUBDIVISION | 1000280343  | Arting T Sangma  | DLT      | 1            | 0             | NG            | ₹ 1,48,134         |                       | 09-May-23           |
| BAJENGDOBA SUBDIVISION | 1000274729  | Harbison Momin   | DLT      | 1            | 0             | NG            | ₹ 1,45,794         |                       |                     |

# DCNP as on 01-12-2025 (Excl. Legal Case)

## BAJENGDOBA SUBDIVISION

### Status of Outstanding from DCNP (NG exculding Legal Cases)

| Count of Consumers |              |               |               |               |               |                |          |              |
|--------------------|--------------|---------------|---------------|---------------|---------------|----------------|----------|--------------|
| MONTH              | Domestic LT  | Commercial LT | Commercial HT | Industrial LT | Industrial HT | Industrial EHT | Others   | Grand Total  |
| SEP_25             | 1486         | 38            | 0             | 7             | 0             | 0              | 0        | 1531         |
| NOV_25             | <b>1989</b>  | <b>56</b>     | <b>0</b>      | <b>5</b>      | <b>0</b>      | <b>0</b>       | <b>0</b> | <b>2050</b>  |
| INC                | 503          | 18            | 0             | -2            | 0             | 0              | 0        | 519          |
| %                  | <b>33.8%</b> | <b>47.4%</b>  |               | -28.6%        |               |                |          | <b>33.9%</b> |

### Status of Outstanding from DCNP (NG exculding Legal Cases)

| Rs. In Lakhs |                 |                |               |               |               |                |        |                 |
|--------------|-----------------|----------------|---------------|---------------|---------------|----------------|--------|-----------------|
| MONTH        | Domestic LT     | Commercial LT  | Commercial HT | Industrial LT | Industrial HT | Industrial EHT | Others | Grand Total     |
| SEP_25       | ₹ 426.88        | ₹ 17.54        | ₹ -           | ₹ 3.72        | ₹ -           | ₹ -            | ₹ -    | ₹ 448.15        |
| NOV_25       | ₹ <b>571.93</b> | ₹ <b>20.91</b> | ₹ -           | ₹ <b>3.19</b> | ₹ -           | ₹ -            | ₹ -    | ₹ <b>596.04</b> |
| INC          | ₹ 145.05        | ₹ 3.37         | ₹ -           | ₹ -0.53       | ₹ -           | ₹ -            | ₹ -    | ₹ 147.89        |
| %            | <b>34.0%</b>    | <b>19.2%</b>   |               | -14.2%        |               |                |        | <b>33.0%</b>    |

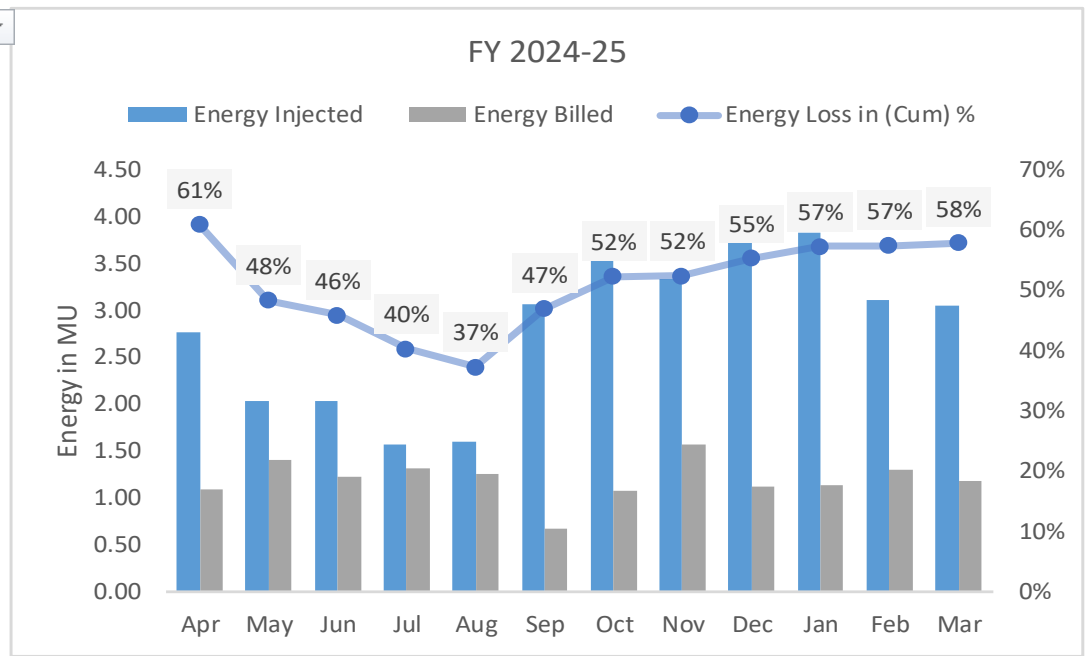
# OTS as on 01-12-2025

SUB DIVISION

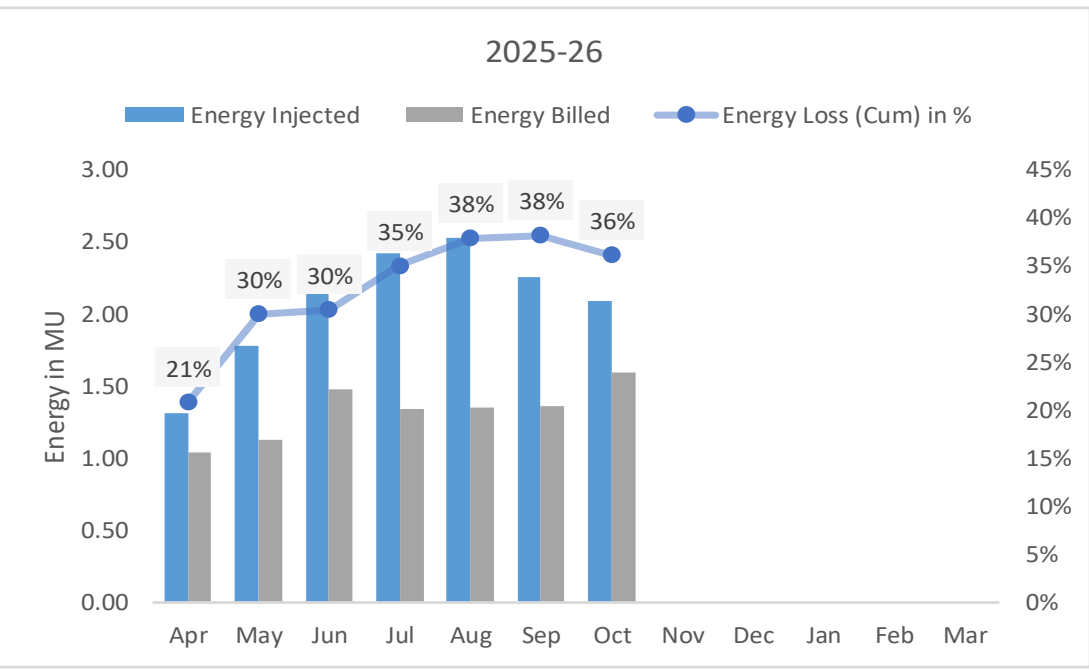
BAJENGDOBA SUBDIVISION

|                    | Count of CONSUMER ID | Sum of TOTAL OUTSTANDING | AMOUNT SETTLED     | DPC (WAIVED OFF).  | Sum of TOTAL RECEIVED AMOUNT |
|--------------------|----------------------|--------------------------|--------------------|--------------------|------------------------------|
| BPL(M)             | 61                   | ₹ 11,56,366              | ₹ 9,79,912         | ₹ 1,76,454         | ₹ 4,02,554                   |
| BPL(UM)            | 6                    | ₹ 1,77,330               | ₹ 1,48,724         | ₹ 28,606           | ₹ 31,100                     |
| DLT                | 56                   | ₹ 30,33,310              | ₹ 23,58,806        | ₹ 6,74,504         | ₹ 11,94,372                  |
| CLT                | 2                    | ₹ 5,28,294               | ₹ 3,91,033         | ₹ 1,37,261         | ₹ 87,860                     |
| ILT                | 1                    | ₹ 18,164                 | ₹ 15,859           | ₹ 2,306            | ₹ 0                          |
| <b>Grand Total</b> | <b>126</b>           | <b>₹ 49,13,465</b>       | <b>₹ 38,94,334</b> | <b>₹ 10,19,131</b> | <b>₹ 17,15,886</b>           |

| BAJENGDOBA SUBDIVISION |       |                 |               |                      |                    |                        |
|------------------------|-------|-----------------|---------------|----------------------|--------------------|------------------------|
| Year CY                | Month | Energy Injected | Energy Billed | Cum. Energy Injected | Cum. Energy Billed | Energy Loss in (Cum) % |
| 2024                   | Apr   | 2.77            | 1.08          | 2.77                 | 1.08               | 61%                    |
| 2024                   | May   | 2.02            | 1.39          | 4.79                 | 2.48               | 48%                    |
| 2024                   | Jun   | 2.02            | 1.22          | 6.82                 | 3.69               | 46%                    |
| 2024                   | Jul   | 1.57            | 1.31          | 8.38                 | 5.01               | 40%                    |
| 2024                   | Aug   | 1.60            | 1.26          | 9.98                 | 6.26               | 37%                    |
| 2024                   | Sep   | 3.06            | 0.67          | 13.04                | 6.93               | 47%                    |
| 2024                   | Oct   | 3.74            | 1.08          | 16.78                | 8.01               | 52%                    |
| 2024                   | Nov   | 3.33            | 1.57          | 20.11                | 9.58               | 52%                    |
| 2024                   | Dec   | 3.78            | 1.12          | 23.89                | 10.70              | 55%                    |
| 2025                   | Jan   | 3.83            | 1.13          | 27.72                | 11.83              | 57%                    |
| 2025                   | Feb   | 3.10            | 1.29          | 30.82                | 13.12              | 57%                    |
| 2025                   | Mar   | 3.05            | 1.17          | 33.87                | 14.29              | 58%                    |



| BAJENGDOBA SUBDIVISION |       |                 |               |                      |                    |                        |
|------------------------|-------|-----------------|---------------|----------------------|--------------------|------------------------|
| Year CY                | Month | Energy Injected | Energy Billed | Cum. Energy Injected | Cum. Energy Billed | Energy Loss (Cum) in % |
| 2025                   | Apr   | 1.31            | 1.04          | 1.31                 | 1.04               | 21%                    |
| 2025                   | May   | 1.77            | 1.12          | 3.08                 | 2.16               | 30%                    |
| 2025                   | Jun   | 2.13            | 1.47          | 5.21                 | 3.63               | 30%                    |
| 2025                   | Jul   | 2.42            | 1.33          | 7.63                 | 4.96               | 35%                    |
| 2025                   | Aug   | 2.52            | 1.35          | 10.16                | 6.32               | 38%                    |
| 2025                   | Sep   | 2.25            | 1.36          | 12.41                | 7.67               | 38%                    |
| 2025                   | Oct   | 2.09            | 1.59          | 14.50                | 9.27               | 36%                    |
| 2025                   | Nov   |                 |               |                      |                    |                        |
| 2025                   | Dec   |                 |               |                      |                    |                        |
| 2026                   | Jan   |                 |               |                      |                    |                        |
| 2026                   | Feb   |                 |               |                      |                    |                        |
| 2026                   | Mar   |                 |               |                      |                    |                        |



# Billing Quality

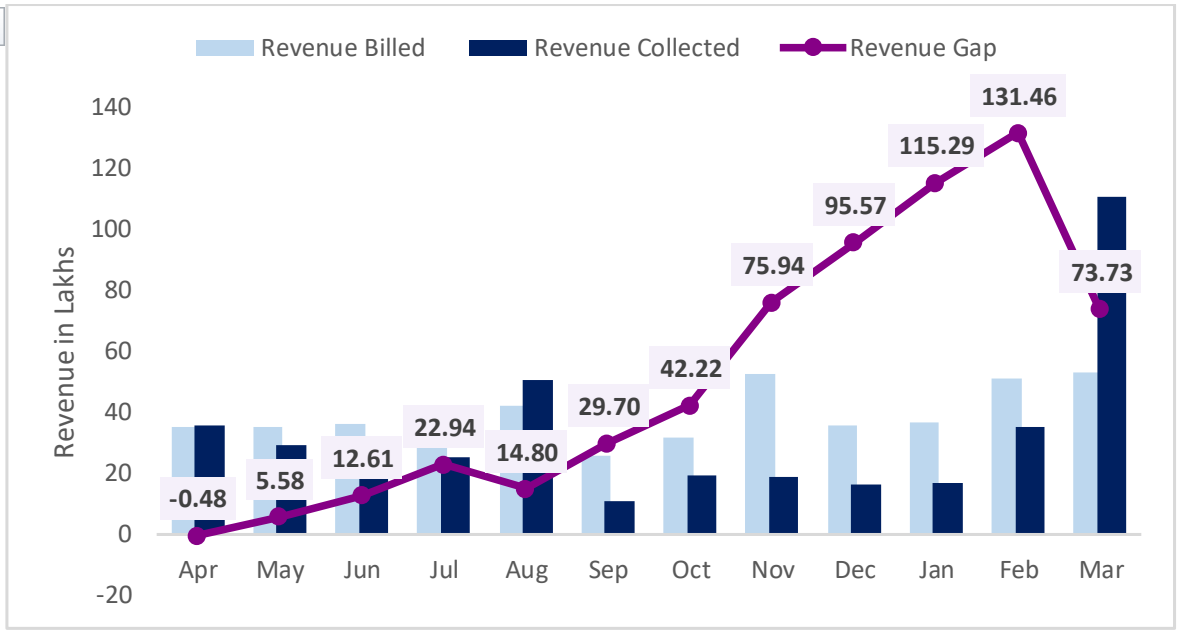
| Category           | Total Count of Billing | OK Count      | Under Billing Count (less than 50% of LF in approved Tariff) | % under Billing | % under Billing MePDCL ALL |
|--------------------|------------------------|---------------|--|-----------------|----------------------------|
| <b>EHT</b>         |                        |               |  |                 | <b>11.11%</b>              |
| FAEHT              |                        |               |  |                 | 0.00%                      |
| IEHT               |                        |               |  |                 | 16.67%                     |
| <b>HT</b>          | <b>15</b>              | <b>11</b>     | <b>4</b>   | <b>26.67%</b>   | <b>9.30%</b>               |
| BS                 |                        |               |  |                 | 4.01%                      |
| CHT                |                        |               |  |                 | 2.94%                      |
| DHT                | 12                     | 10            | 2  | <b>16.67%</b>   | 5.42%                      |
| FAHT               |                        |               |  |                 | 0.00%                      |
| IHT                |                        |               |  |                 | 4.60%                      |
| WSHT               | 3                      | 1             | 2  | <b>66.67%</b>   | 33.17%                     |
| <b>LT</b>          | <b>19652</b>           | <b>16,875</b> | <b>2777</b>  | <b>14.13%</b>   | <b>30.18%</b>              |
| AP                 | 1                      | 1             | 0  | <b>0.00%</b>    | 35.71%                     |
| BPL(M)             | 10262                  | 9,491         | 771  | <b>7.51%</b>    | 36.57%                     |
| BPL(UM)            | 1046                   | 0             | 1046   | <b>100.00%</b>  | 95.96%                     |
| CCTV               |                        |               |  |                 | 0.00%                      |
| CLT                | 448                    | 307           | 141  | <b>31.47%</b>   | 32.64%                     |
| CRM                |                        |               |  |                 | 0.00%                      |
| DLT                | 7867                   | 7,053         | 814  | <b>10.35%</b>   | 26.44%                     |
| GP                 | 22                     | 18            | 4  | <b>18.18%</b>   | 19.00%                     |
| ILT                | 6                      | 5             | 1  | <b>16.67%</b>   | 10.84%                     |
| PL(M)              |                        |               |  |                 | 16.67%                     |
| PL(UM)             |                        |               |  |                 | 0.00%                      |
| WSLT               |                        |               |  |                 | 28.75%                     |
| <b>Grand Total</b> | <b>19667</b>           | <b>16,886</b> | <b>2781</b>  | <b>14.14%</b>   | <b>30.13%</b>              |

| PRODUCT TYPE | CATEGORY | *LF@ Tariff |
|--------------|----------|-------------|
| EHT          | IEHT     | 54%         |
| EHT          | FAEHT    | 61%         |
| HT           | DHT      | 12%         |
| HT           | WSHT     | 29%         |
| HT           | CHT      | 13%         |
| HT           | BS       | 16%         |
| HT           | IHT      | 10%         |
| HT           | FAHT     | 60%         |
| LT           | BPL(M)   | 6%          |
| LT           | DLT      | 6%          |
| LT           | BPL(UM)  | 6%          |
| LT           | CLT      | 9%          |
| LT           | GP       | 9%          |
| LT           | PL(M)    | 7%          |
| LT           | WSLT     | 14%         |
| LT           | CCTV     | 9%          |
| LT           | PL(UM)   | 7%          |
| LT           | AP       | 12%         |
| LT           | ILT      | 7%          |
| LT           | CRM      | 13%         |

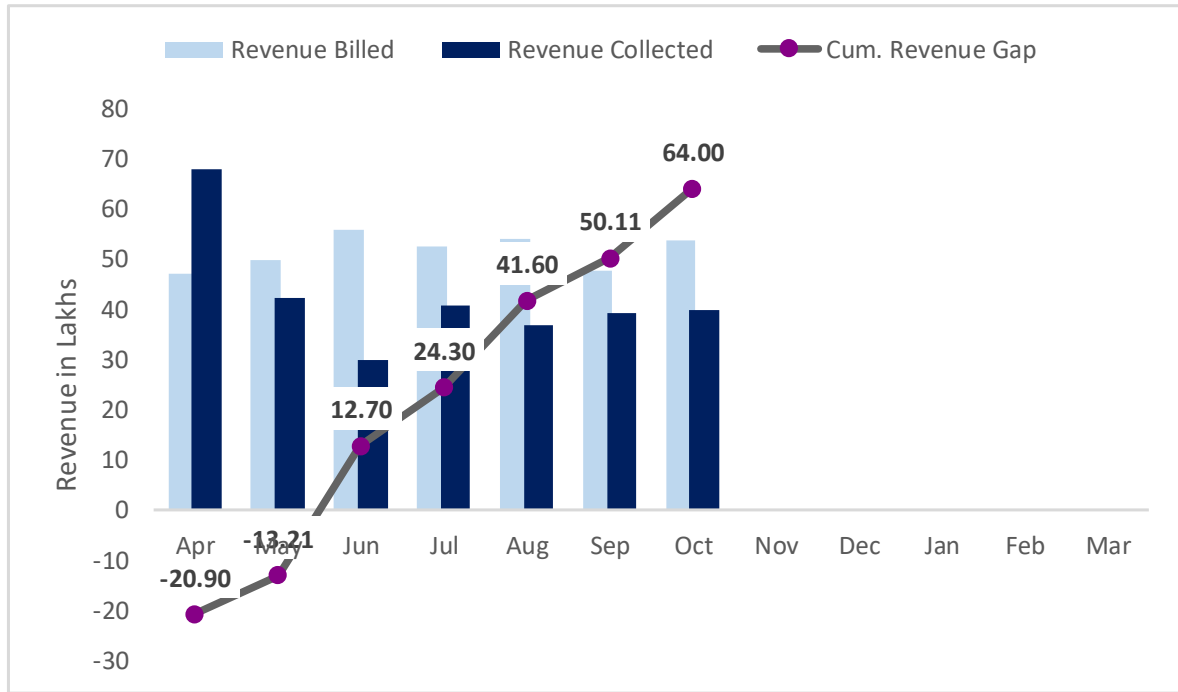
# SMART METER CREDENTIAL NOT MATCHED- 691

| Consumer Name                     | Meter Serial No_HES | Meter No_UBS | Consumer No_HES | Consumer No_UBS | Sub_Division_UBS       | CONNECTIO<br>N_STATUS_<br>NAME | SERVICE  | Sim Type     | Status   |
|-----------------------------------|---------------------|--------------|-----------------|-----------------|------------------------|--------------------------------|----------|--------------|----------|
| Kengka Marak                      | 11095341            | 0            | HB04L177972     | 1000272937      | BAJENGDOBA SUBDIVISION | IN SERVICE                     | NON SRBD | JIO          | Failure  |
| Gen Marak                         | 11081813            | 159356       | HB04L182236     | 1000275819      | BAJENGDOBA SUBDIVISION | IN SERVICE                     | NON SRBD | JIO          | Failure  |
| Nakalang Sangma                   | 11095361            | 1109536      | HB04L188285     | 1000281650      | BAJENGDOBA SUBDIVISION | IN SERVICE                     | NON SRBD | JIO          | Failure  |
| SON. SANGMA                       | 11086481            | 0            | HB04L182368     | 1000275880      | BAJENGDOBA SUBDIVISION | IN SERVICE                     | NON SRBD | JIO          | Failure  |
| Vodafone Essar Spacetell Ltd,Ghy, | 2598550             | 879213       | HB04L290385     | 1000284728      | BAJENGDOBA SUBDIVISION | IN SERVICE                     | NON SRBD | Three Phase  | Inactive |
| Sengji Marak                      | 11065365            | ss14292771   | HB04L354243     | 1000288146      | BAJENGDOBA SUBDIVISION | IN SERVICE                     | NON SRBD | JIO          | Failure  |
| Kalingbarth Sangma                | 11083044            | 11009852     | HB04L179922     | 1000274407      | BAJENGDOBA SUBDIVISION | IN SERVICE                     | NON SRBD | JIO          | Failure  |
| Totilson Sangma                   | 11065361            | 3907         | HB04L181633     | 1000275319      | BAJENGDOBA SUBDIVISION | IN SERVICE                     | NON SRBD | JIO          | Failure  |
| Paljun R Marak                    | 22000158            | 4323881      | HB04L347346     | 1000287140      | BAJENGDOBA SUBDIVISION | IN SERVICE                     | NON SRBD | JIO          | Failure  |
| Vodafone Essar Spacetell Ltd,Ghy, | 22000157            | 879213       | HB04L290385     | 1000284728      | BAJENGDOBA SUBDIVISION | IN SERVICE                     | NON SRBD | JIO          | Success  |
| Mohon Sangma                      | 11071492            | 0            | HB04L222021     | 1000283767      | BAJENGDOBA SUBDIVISION | IN SERVICE                     | NON SRBD | JIO          | Failure  |
| Mexdro Sangma                     | 11060794            | 88949        | HB04L188605     | 1000281970      | BAJENGDOBA SUBDIVISION | IN SERVICE                     | NON SRBD | JIO          | Failure  |
| BIJU. MARAK                       | 15111876            | NA           | HB04L368914     | 1000516163      | BAJENGDOBA SUBDIVISION | IN SERVICE                     | NON SRBD | Single Phase | Inactive |
| OMEGA. MARAK                      | 19732219            | 129569       | HB04L368913     | 1000516162      | BAJENGDOBA SUBDIVISION | IN SERVICE                     | NON SRBD | Single Phase | Inactive |
| Raju Sangma                       | 11017185            | 124487       | HB04L188065     | 1000281430      | BAJENGDOBA SUBDIVISION | IN SERVICE                     | NON SRBD | JIO          | Failure  |
| Vodafone Essar Spacetell Ltd Ghy  | 9243116             | 879213       | HB04L290385     | 1000284728      | BAJENGDOBA SUBDIVISION | IN SERVICE                     | NON SRBD | Single Phase | Failure  |
| Sanjib Thapa                      | 11021244            | 8552031      | HB04L220589     | 1000283066      | BAJENGDOBA SUBDIVISION | IN SERVICE                     | NON SRBD | Airtel       | Failure  |
| Pilni Marak                       | 11034545            | 14323810     | HB04L184104     | 1000277511      | BAJENGDOBA SUBDIVISION | IN SERVICE                     | NON SRBD | Airtel       | Failure  |

| KHARKUTTA SUBDIVISION |       |                |                   |             |
|-----------------------|-------|----------------|-------------------|-------------|
| Year CY               | Month | Revenue Billed | Revenue Collected | Revenue Gap |
| 2024                  | Apr   | 35.11          | 35.59             | -0.48       |
| 2024                  | May   | 35.24          | 29.18             | 5.58        |
| 2024                  | Jun   | 36.20          | 29.18             | 12.61       |
| 2024                  | Jul   | 35.49          | 25.16             | 22.94       |
| 2024                  | Aug   | 42.24          | 50.37             | 14.80       |
| 2024                  | Sep   | 25.46          | 10.56             | 29.70       |
| 2024                  | Oct   | 31.73          | 19.21             | 42.22       |
| 2024                  | Nov   | 52.64          | 18.93             | 75.94       |
| 2024                  | Dec   | 35.82          | 16.19             | 95.57       |
| 2025                  | Jan   | 36.60          | 16.87             | 115.29      |
| 2025                  | Feb   | 51.10          | 34.93             | 131.46      |
| 2025                  | Mar   | 52.76          | 110.49            | 73.73       |



| KHARKUTTA SUBDIVISION |       |                |                   |                  |
|-----------------------|-------|----------------|-------------------|------------------|
| Year CY               | Month | Revenue Billed | Revenue Collected | Cum. Revenue Gap |
| 2025                  | Apr   | 46.89          | 67.79             | -20.90           |
| 2025                  | May   | 49.82          | 42.13             | -13.21           |
| 2025                  | Jun   | 55.68          | 29.77             | 12.70            |
| 2025                  | Jul   | 52.39          | 40.80             | 24.30            |
| 2025                  | Aug   | 54.07          | 36.77             | 41.60            |
| 2025                  | Sep   | 47.69          | 39.17             | 50.11            |
| 2025                  | Oct   | 53.77          | 39.88             | 64.00            |
| 2025                  | Nov   |                |                   |                  |
| 2025                  | Dec   |                |                   |                  |
| 2026                  | Jan   |                |                   |                  |
| 2026                  | Feb   |                |                   |                  |
| 2026                  | Mar   |                |                   |                  |



| KHARKUTTA SUBDIVISION |                     |                   |                    |                    |                    |                   |                    |                    |
|-----------------------|---------------------|-------------------|--------------------|--------------------|--------------------|-------------------|--------------------|--------------------|
|                       | Apr-25              | May-25            | Jun-25             | Jul-25             | Aug-25             | Sep-25            | Oct-25             | Cum. Gap           |
| <b>EHT</b>            | ₹ 0                 | ₹ 0               | ₹ 0                | ₹ 0                | ₹ 0                | ₹ 0               | ₹ 0                | ₹ 0                |
| FAEHT                 |                     |                   |                    |                    |                    |                   |                    |                    |
| IEHT                  |                     |                   |                    |                    |                    |                   |                    |                    |
| <b>HT</b>             | ₹ 0                 | ₹ 0               | ₹ 0                | ₹ 0                | ₹ 0                | ₹ 0               | ₹ 0                | ₹ 0                |
| BS                    |                     |                   |                    |                    |                    |                   |                    |                    |
| CHT                   |                     |                   |                    |                    |                    |                   |                    |                    |
| DHT                   |                     |                   |                    |                    |                    |                   |                    |                    |
| FAHT                  |                     |                   |                    |                    |                    |                   |                    |                    |
| IHT                   |                     |                   |                    |                    |                    |                   |                    |                    |
| WSHT                  |                     |                   |                    |                    |                    |                   |                    |                    |
| <b>LT</b>             | <b>₹ -20,90,037</b> | <b>₹ 7,69,119</b> | <b>₹ 25,91,256</b> | <b>₹ 11,59,353</b> | <b>₹ 17,29,995</b> | <b>₹ 8,51,462</b> | <b>₹ 13,89,095</b> | <b>₹ 64,00,243</b> |
| AP                    |                     |                   |                    |                    |                    |                   |                    |                    |
| BPL(M)                | ₹ -5,72,188         | ₹ 1,46,187        | ₹ 11,04,581        | ₹ 7,38,389         | ₹ 9,52,137         | ₹ 1,51,442        | ₹ 6,53,199         | ₹ 31,73,748        |
| BPL(UM)               | ₹ -14,910           | ₹ 353             | ₹ 1,016            | ₹ 84               | ₹ 534              | ₹ 447             | ₹ 532              | ₹ -11,944          |
| CCTV                  |                     |                   |                    |                    |                    |                   |                    |                    |
| CLT                   | ₹ -21,858           | ₹ 1,99,009        | ₹ 16,646           | ₹ -1,59,012        | ₹ -76,471          | ₹ 46,793          | ₹ -1,79,527        | ₹ -1,74,419        |
| CRM                   |                     |                   |                    |                    |                    |                   |                    |                    |
| DLT                   | ₹ -14,81,508        | ₹ 4,19,349        | ₹ 14,63,394        | ₹ 5,72,965         | ₹ 8,45,687         | ₹ 6,47,195        | ₹ 8,85,872         | ₹ 33,52,954        |
| GP                    |                     |                   |                    | ₹ 13,466           | ₹ 2,417            | ₹ 7,390           | ₹ 26,917           | ₹ 50,190           |
| ILT                   | ₹ 426               | ₹ 4,221           | ₹ 5,618            | ₹ -6,540           | ₹ 5,692            | ₹ -1,805          | ₹ 2,102            | ₹ 9,714            |
| PL(M)                 |                     |                   |                    |                    |                    |                   |                    |                    |
| PL(UM)                |                     |                   |                    |                    |                    |                   |                    |                    |
| WSLT                  |                     |                   |                    |                    |                    |                   |                    |                    |
| <b>Grand Total</b>    | <b>₹ -20,90,037</b> | <b>₹ 7,69,119</b> | <b>₹ 25,91,256</b> | <b>₹ 11,59,353</b> | <b>₹ 17,29,995</b> | <b>₹ 8,51,462</b> | <b>₹ 13,89,095</b> | <b>₹ 64,00,243</b> |

## In Service Defaulters as on 01-12-2025

Data is not found correctly to compare the improvement due to Migration error in New Sub-Division !!!

### KHARKUTTA SUBDIVISION

#### Status of 10k and above Outstanding from INSERVICE (NG exculding Legal Cases)

| Count of Consumers |             |               |               |               |               |                |        |             |
|--------------------|-------------|---------------|---------------|---------------|---------------|----------------|--------|-------------|
| MONTH              | Domestic LT | Commercial LT | Commercial HT | Industrial LT | Industrial HT | Industrial EHT | Others | Grand Total |
| SEP_25             | 4149        | 30            | 0             | 0             | 0             |                | 2      | 4181        |

## In Service Defaulters-"Domestic" as on 01-12-2025

| SUBDIVISION           | CONSUMER ID | CONSUMER NAME     | CATEGORY | SAN LOAD(KW) | SAN LOAD(KVA) | CUSTOMER TYPE | LATEST OUTSTANDING | LATEST PAYMENT AMOUNT | LATEST PAYMENT DATE |
|-----------------------|-------------|-------------------|----------|--------------|---------------|---------------|--------------------|-----------------------|---------------------|
| KHARKUTTA SUBDIVISION | 1000254708  | Raseng R Sangma   | DLT      | 1            | 0             | NG            | ₹ 92,568           | ₹ 1,500               | 26-Aug-25           |
| KHARKUTTA SUBDIVISION | 1000264554  | Aldrich Sangma    | BPL(M)   | 1            | 0             | NG            | ₹ 45,555           | ₹ 5,000               | 08-May-25           |
| KHARKUTTA SUBDIVISION | 1000270336  | Satish Momin      | DLT      | 1            | 0             | NG            | ₹ 38,375           |                       |                     |
| KHARKUTTA SUBDIVISION | 1000263675  | Walnang Momin     | DLT      | 1            | 0             | NG            | ₹ 31,541           | ₹ 6,500               | 26-Aug-25           |
| KHARKUTTA SUBDIVISION | 1000268435  | Benard Momin      | DLT      | 1            | 0             | NG            | ₹ 31,234           |                       |                     |
| KHARKUTTA SUBDIVISION | 1000264619  | Jahellin Sangma   | BPL(M)   | 1            | 0             | NG            | ₹ 29,680           | ₹ 4,000               | 14-Apr-25           |
| KHARKUTTA SUBDIVISION | 1000263644  | Kranspar Sangma   | DLT      | 1            | 0             | NG            | ₹ 27,913           | ₹ 1,000               | 26-Aug-25           |
| KHARKUTTA SUBDIVISION | 1000268466  | Balseng Sangma    | DLT      | 1            | 0             | NG            | ₹ 27,724           | ₹ 1,500               | 08-Apr-25           |
| KHARKUTTA SUBDIVISION | 1000263666  | Taisa Sangma      | DLT      | 1            | 0             | NG            | ₹ 25,001           | ₹ 3,972               | 01-Aug-25           |
| KHARKUTTA SUBDIVISION | 1000263735  | Sengbal Momin     | DLT      | 1            | 0             | NG            | ₹ 24,643           | ₹ 1,500               | 26-Aug-25           |
| KHARKUTTA SUBDIVISION | 1000263722  | Baisina Momin     | DLT      | 1            | 0             | NG            | ₹ 23,743           | ₹ 6,000               | 26-Aug-25           |
| KHARKUTTA SUBDIVISION | 1000268434  | Bindash Sangma    | DLT      | 1            | 0             | NG            | ₹ 23,515           | ₹ 2,000               | 26-Mar-25           |
| KHARKUTTA SUBDIVISION | 1000264604  | Prejitha Marak    | BPL(M)   | 1            | 0             | NG            | ₹ 21,317           |                       |                     |
| KHARKUTTA SUBDIVISION | 1000264545  | Bithu Sangma      | BPL(M)   | 1            | 0             | NG            | ₹ 20,070           | ₹ 5,000               | 24-Apr-24           |
| KHARKUTTA SUBDIVISION | 1000263648  | Norybalchi Sangma | DLT      | 1            | 0             | NG            | ₹ 19,628           | ₹ 1,000               | 26-Aug-25           |
| KHARKUTTA SUBDIVISION | 1000268472  | Silchang Sangma   | DLT      | 1            | 0             | NG            | ₹ 19,213           | ₹ 3,000               | 08-Apr-25           |
| KHARKUTTA SUBDIVISION | 1000262785  | Nareon Sangma     | DLT      | 1            | 0             | NG            | ₹ 19,090           | ₹ 3,000               | 20-Mar-24           |
| KHARKUTTA SUBDIVISION | 1000264641  | Bahi Marak        | BPL(M)   | 1            | 0             | NG            | ₹ 18,353           | ₹ 3,000               | 03-Oct-24           |
| KHARKUTTA SUBDIVISION | 1000264605  | Netjune Sangma    | BPL(M)   | 1            | 0             | NG            | ₹ 18,177           | ₹ 7,600               | 04-Apr-24           |

## DCNP as on 01-12-2025 (Excl. Legal Case)

Data is not found correctly to compare the improvement due to Migration error in New Sub-Division !!!

### KHARKUTTA SUBDIVISION

#### Status of Outstanding from DCNP (NG exculding Legal Cases)

| Count of Consumers |             |               |               |               |               |                |        |             |
|--------------------|-------------|---------------|---------------|---------------|---------------|----------------|--------|-------------|
| MONTH              | Domestic LT | Commercial LT | Commercial HT | Industrial LT | Industrial HT | Industrial EHT | Others | Grand Total |
| SEP_25             | 472         | 19            | 0             | 1             | 0             | 0              | 1      | 493         |

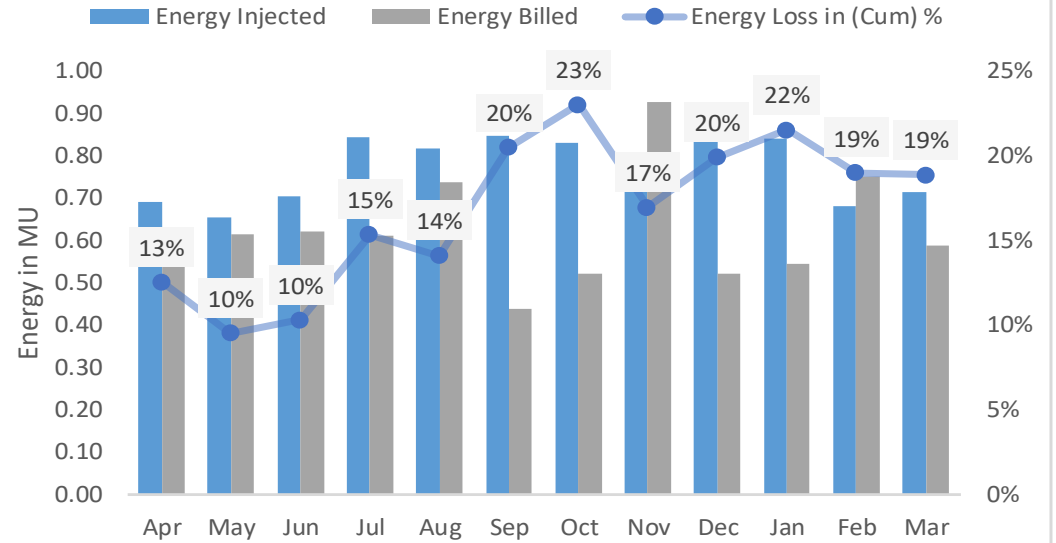
## OTS as on 01-12-2025

|                    | Count of CONSUMER ID | Sum of TOTAL OUTSTANDING | AMOUNT SETTLED     | DPC (WAIVED OFF). | Sum of TOTAL RECEIVED AMOUNT |
|--------------------|----------------------|--------------------------|--------------------|-------------------|------------------------------|
| BPL(M)             | 16                   | ₹ 4,55,253               | ₹ 4,15,992         | ₹ 39,262          | ₹ 2,30,996                   |
| DLT                | 33                   | ₹ 20,58,719              | ₹ 17,46,169        | ₹ 3,12,550        | ₹ 6,82,701                   |
| <b>Grand Total</b> | <b>49</b>            | <b>₹ 25,13,972</b>       | <b>₹ 21,62,160</b> | <b>₹ 3,51,812</b> | <b>₹ 9,13,697</b>            |

**KHARKUTTA SUBDIVISION**

| Year CY | Month | Energy Injected | Energy Billed | Cum. Energy Injected | Cum. Energy Billed | Energy Loss in (Cum) % |
|---------|-------|-----------------|---------------|----------------------|--------------------|------------------------|
| 2024    | Apr   | 0.69            | 0.61          | 0.69                 | 0.61               | 13%                    |
| 2024    | May   | 0.65            | 0.61          | 1.35                 | 1.22               | 10%                    |
| 2024    | Jun   | 0.70            | 0.62          | 2.05                 | 1.84               | 10%                    |
| 2024    | Jul   | 0.84            | 0.61          | 2.89                 | 2.45               | 15%                    |
| 2024    | Aug   | 0.82            | 0.74          | 3.71                 | 3.19               | 14%                    |
| 2024    | Sep   | 0.85            | 0.44          | 4.56                 | 3.63               | 20%                    |
| 2024    | Oct   | 0.83            | 0.52          | 5.39                 | 4.15               | 23%                    |
| 2024    | Nov   | 0.72            | 0.93          | 6.11                 | 5.07               | 17%                    |
| 2024    | Dec   | 0.87            | 0.52          | 6.98                 | 5.59               | 20%                    |
| 2025    | Jan   | 0.84            | 0.54          | 7.82                 | 6.14               | 22%                    |
| 2025    | Feb   | 0.68            | 0.75          | 8.50                 | 6.89               | 19%                    |
| 2025    | Mar   | 0.71            | 0.59          | 9.22                 | 7.48               | 19%                    |

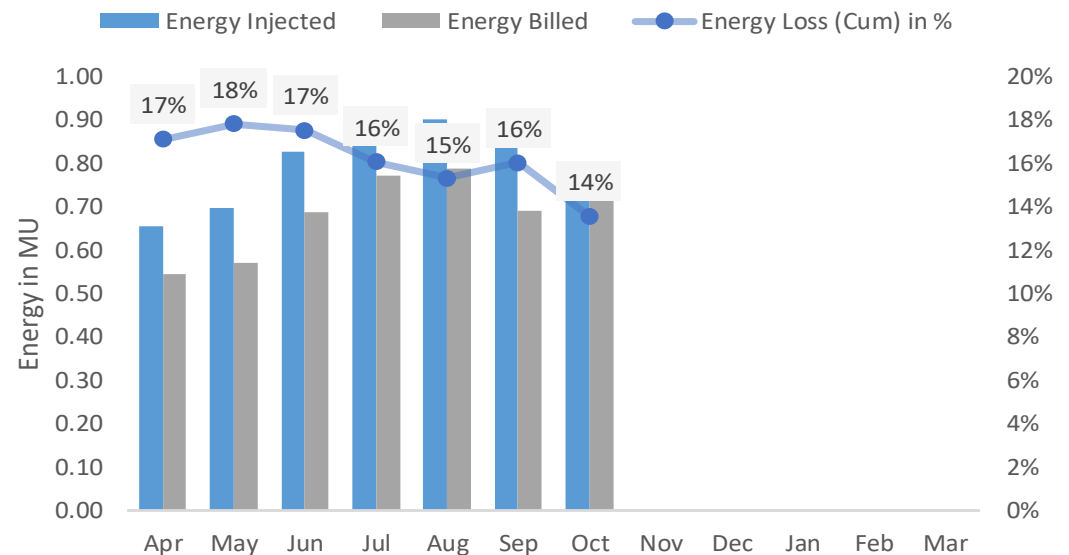
FY 2024-25



**KHARKUTTA SUBDIVISION**

| Year CY | Month | Energy Injected | Energy Billed | Cum. Energy Injected | Cum. Energy Billed | Energy Loss (Cum) in % |
|---------|-------|-----------------|---------------|----------------------|--------------------|------------------------|
| 2025    | Apr   | 0.65            | 0.54          | 0.65                 | 0.54               | 17%                    |
| 2025    | May   | 0.70            | 0.57          | 1.35                 | 1.11               | 18%                    |
| 2025    | Jun   | 0.83            | 0.69          | 2.18                 | 1.80               | 17%                    |
| 2025    | Jul   | 0.88            | 0.77          | 3.06                 | 2.57               | 16%                    |
| 2025    | Aug   | 0.90            | 0.79          | 3.96                 | 3.35               | 15%                    |
| 2025    | Sep   | 0.85            | 0.69          | 4.81                 | 4.04               | 16%                    |
| 2025    | Oct   | 0.76            | 0.77          | 5.57                 | 4.82               | 14%                    |
| 2025    | Nov   |                 |               |                      |                    |                        |
| 2025    | Dec   |                 |               |                      |                    |                        |
| 2026    | Jan   |                 |               |                      |                    |                        |
| 2026    | Feb   |                 |               |                      |                    |                        |
| 2026    | Mar   |                 |               |                      |                    |                        |

2025-26



# Billing Quality

| Category           | Total Count of Billing | OK Count     | Under Billing Count (less than 50% of LF in approved Tariff) | % under Billing | % under Billing MePDCL ALL |
|--------------------|------------------------|--------------|--|-----------------|----------------------------|
| <b>EHT</b>         |                        |              |  |                 | <b>11.11%</b>              |
| FAEHT              |                        |              |  |                 | 0.00%                      |
| IEHT               |                        |              |  |                 | 16.67%                     |
| <b>HT</b>          |                        |              |  |                 | <b>9.30%</b>               |
| BS                 |                        |              |  |                 | 4.01%                      |
| CHT                |                        |              |  |                 | 2.94%                      |
| DHT                |                        |              |  |                 | 5.42%                      |
| FAHT               |                        |              |  |                 | 0.00%                      |
| IHT                |                        |              |  |                 | 4.60%                      |
| WSHT               |                        |              |  |                 | 33.17%                     |
| <b>LT</b>          | <b>7975</b>            | <b>7,641</b> | <b>334</b>   | <b>4.19%</b>    | <b>30.18%</b>              |
| AP                 |                        |              |  |                 | 35.71%                     |
| BPL(M)             | 3171                   | 3,047        | 124  | <b>3.91%</b>    | 36.57%                     |
| BPL(UM)            | 3                      | 0            | 3  | <b>100.00%</b>  | 95.96%                     |
| CCTV               |                        |              |  |                 | 0.00%                      |
| CLT                | 135                    | 105          | 30   | <b>22.22%</b>   | 32.64%                     |
| CRM                |                        |              |  |                 | 0.00%                      |
| DLT                | 4656                   | 4,480        | 176  | <b>3.78%</b>    | 26.44%                     |
| GP                 | 10                     | 9            | 1  | <b>10.00%</b>   | 19.00%                     |
| ILT                |                        |              |  |                 | 10.84%                     |
| PL(M)              |                        |              |  |                 | 16.67%                     |
| PL(UM)             |                        |              |  |                 | 0.00%                      |
| WSLT               |                        |              |  |                 | 28.75%                     |
| <b>Grand Total</b> | <b>7975</b>            | <b>7,641</b> | <b>334</b>   | <b>4.19%</b>    | <b>30.13%</b>              |

| PRODUCT TYPE | CATEGORY | LF_Tariff |
|--------------|----------|-----------|
| EHT          | IEHT     | 54%       |
| EHT          | FAEHT    | 61%       |
| HT           | DHT      | 12%       |
| HT           | WSHT     | 29%       |
| HT           | CHT      | 13%       |
| HT           | BS       | 16%       |
| HT           | IHT      | 10%       |
| HT           | FAHT     | 60%       |
| LT           | BPL(M)   | 6%        |
| LT           | DLT      | 6%        |
| LT           | BPL(UM)  | 6%        |
| LT           | CLT      | 9%        |
| LT           | GP       | 9%        |
| LT           | PL(M)    | 7%        |
| LT           | WSLT     | 14%       |
| LT           | CCTV     | 9%        |
| LT           | PL(UM)   | 7%        |
| LT           | AP       | 12%       |
| LT           | ILT      | 7%        |
| LT           | CRM      | 13%       |

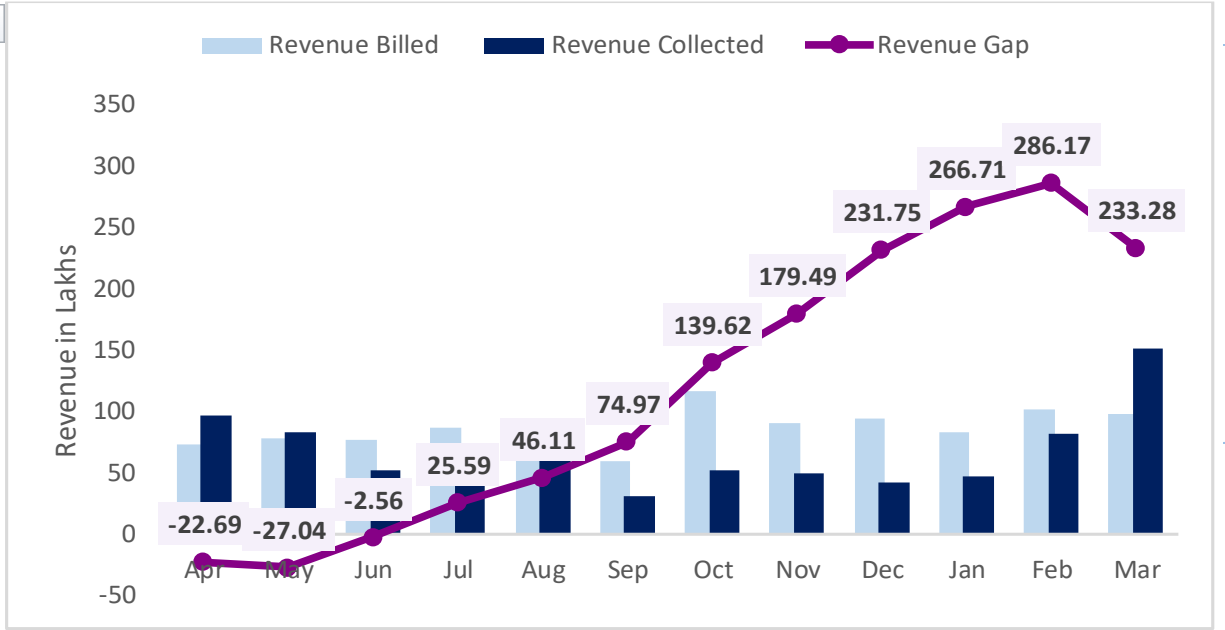
# MR Performance

| <b>KHARKUTTA SUBDIVISION</b>           | <b>600</b> | <b>9318</b> | <b>9918</b> | <b>6%</b> |
|--|------------|-------------|-------------|-----------|
| Brinstar Sagma (100125)~3112001        | 162        | 1536        | 1698        | 10%       |
| Manpil Jojrang Sangma (100113)~3112002 | 46         | 1907        | 1953        | 2%        |
| Sarbisal Marak (100112)~3112003        | 249        | 3433        | 3682        | 7%        |
| Shri Lujard Momin (100401)~3112004     | 4          | 38          | 42          | 10%       |
| System Admins (101057)~3112005         | 1          |             | 1           | 100%      |
| Tamar Shira (100114)~3112006           | 138        | 2404        | 2542        | 5%        |

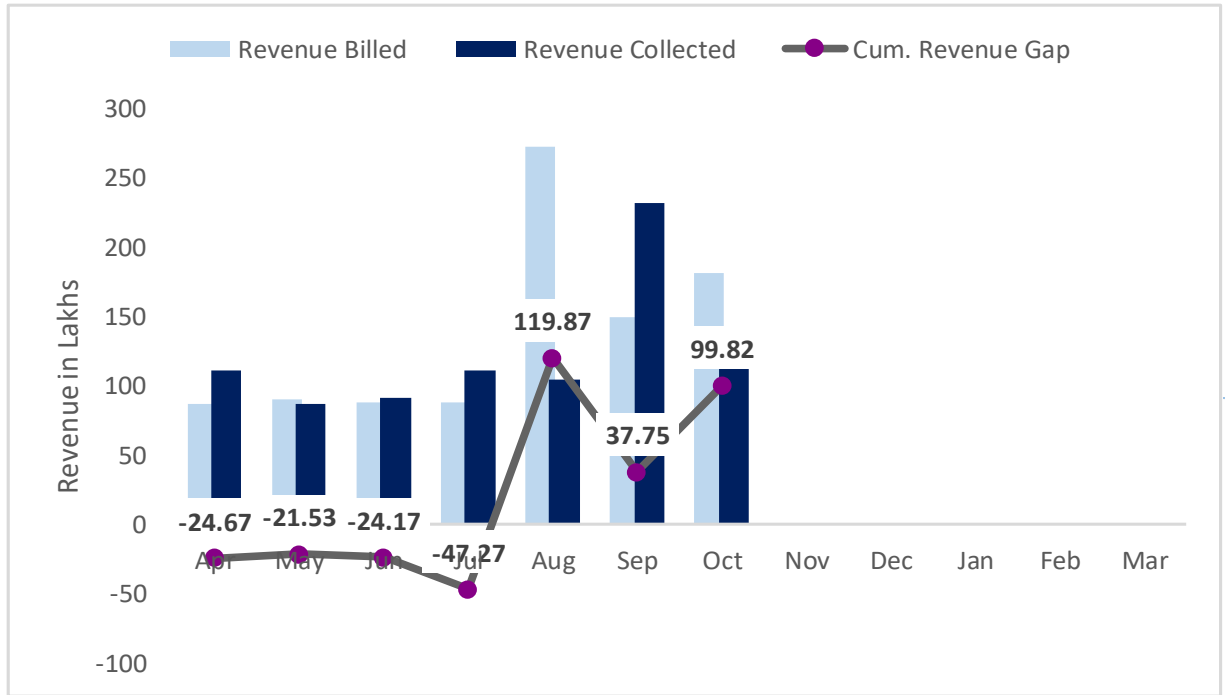
# SMART METER CREDENTIAL NOT MATCHED- 1024

| Consumer Name          | Meter Serial No_HES | Meter No_UBS | Consumer No_HES | Consumer No_UBS | Sub_Division_UBS      | CONNECTION_STATUS_NAME | SERVICE  | Sim Type     |
|------------------------|---------------------|--------------|-----------------|-----------------|-----------------------|------------------------|----------|--------------|
| Wallang Sangma         | 11084088            | 4701142      | HB04K350265     | 1000269957      | KHARKUTTA SUBDIVISION | IN SERVICE             | NON SRBD | JIO          |
| Rakesh Sangma          | 11165248            | 1088463      | HB04K120677     | 1000253407      | KHARKUTTA SUBDIVISION | IN SERVICE             | NON SRBD | Single Phase |
| prenebirth sangma      | 11165247            | 10818665     | HB04K120679     | 1000253409      | KHARKUTTA SUBDIVISION | IN SERVICE             | NON SRBD | Single Phase |
| bringston momin        | 11165250            | 3959         | HB04K120292     | 1000253022      | KHARKUTTA SUBDIVISION | IN SERVICE             | NON SRBD | Single Phase |
| Nething argengh        | 11163370            | 10818461     | HB04K120696     | 1000253426      | KHARKUTTA SUBDIVISION | IN SERVICE             | NON SRBD | Single Phase |
| Merolin D Sangma       | 11165385            | 564          | HB04K120298     | 1000253028      | KHARKUTTA SUBDIVISION | IN SERVICE             | NON SRBD | Single Phase |
| Premenbirth Sangma     | 11165381            | 10818665     | HB04K120679     | 1000253409      | KHARKUTTA SUBDIVISION | IN SERVICE             | NON SRBD | Single Phase |
| Romea marak            | 11163366            | 10818058     | HB04K120724     | 1000253454      | KHARKUTTA SUBDIVISION | IN SERVICE             | NON SRBD | Single Phase |
| Darong Areng           | 11165019            | 221621       | HB04K123200     | 1000255554      | KHARKUTTA SUBDIVISION | IN SERVICE             | NON SRBD | Single Phase |
| Terush Momin           | 11163895            | 4679369      | HB04K329233     | 1000267521      | KHARKUTTA SUBDIVISION | IN SERVICE             | NON SRBD | Single Phase |
| Birendra Sangma Rengok | 11163963            | 247          | HB04K155442     | 1000263245      | KHARKUTTA SUBDIVISION | IN SERVICE             | NON SRBD | Single Phase |
| Prainesh D Marak       | 11162122            | 64864        | HB04K326736     | 1000267112      | KHARKUTTA SUBDIVISION | IN SERVICE             | NON SRBD | Single Phase |
| Enthon sangma          | 11165244            | 10818046     | HB04K120718     | 1000253448      | KHARKUTTA SUBDIVISION | IN SERVICE             | NON SRBD | Single Phase |
| Prentone Marak         | 11164396            | 1492         | HB04K122797     | 1000255439      | KHARKUTTA SUBDIVISION | IN SERVICE             | NON SRBD | Single Phase |
| Bosthen Marak          | 11164854            | NA           | HB04K149425     | 1000258932      | KHARKUTTA SUBDIVISION | IN SERVICE             | NON SRBD | Single Phase |
| Griping Marak          | 11163454            | 120153       | HB04K296281     | 1000266224      | KHARKUTTA SUBDIVISION | IN SERVICE             | NON SRBD | Single Phase |
| Grahambell Momin       | 11164902            | 26           | HB04K148429     | 1000258029      | KHARKUTTA SUBDIVISION | IN SERVICE             | NON SRBD | Single Phase |
| Salseng R Marak        | 11164244            | NA           | HB04K157037     | 1000264169      | KHARKUTTA SUBDIVISION | IN SERVICE             | NON SRBD | Single Phase |
| Tesabellaqueen Marak   | 11165013            | NA           | HB04K147829     | 1000257429      | KHARKUTTA SUBDIVISION | IN SERVICE             | NON SRBD | Single Phase |
| Helkul Sangma          | 11164856            | 4679369      | HB04K329048     | 1000267510      | KHARKUTTA SUBDIVISION | IN SERVICE             | NON SRBD | Single Phase |

| MENDIPATHAR SUBDIVISION |       |                |                   |             |
|-------------------------|-------|----------------|-------------------|-------------|
| Year CY                 | Month | Revenue Billed | Revenue Collected | Revenue Gap |
| 2024                    | Apr   | 73.51          | 96.20             | -22.69      |
| 2024                    | May   | 77.86          | 82.20             | -27.04      |
| 2024                    | Jun   | 76.32          | 51.84             | -2.56       |
| 2024                    | Jul   | 87.14          | 58.98             | 25.59       |
| 2024                    | Aug   | 89.18          | 68.67             | 46.11       |
| 2024                    | Sep   | 59.54          | 30.68             | 74.97       |
| 2024                    | Oct   | 116.92         | 52.27             | 139.62      |
| 2024                    | Nov   | 89.67          | 49.80             | 179.49      |
| 2024                    | Dec   | 94.25          | 42.00             | 231.75      |
| 2025                    | Jan   | 82.39          | 47.43             | 266.71      |
| 2025                    | Feb   | 101.43         | 81.97             | 286.17      |
| 2025                    | Mar   | 97.59          | 150.48            | 233.28      |



| MENDIPATHAR SUBDIVISION |       |                |                   |                  |
|-------------------------|-------|----------------|-------------------|------------------|
| Year CY                 | Month | Revenue Billed | Revenue Collected | Cum. Revenue Gap |
| 2025                    | Apr   | 86.54          | 111.21            | -24.67           |
| 2025                    | May   | 90.25          | 87.11             | -21.53           |
| 2025                    | Jun   | 88.25          | 90.89             | -24.17           |
| 2025                    | Jul   | 87.96          | 111.05            | -47.27           |
| 2025                    | Aug   | 271.84         | 104.70            | 119.87           |
| 2025                    | Sep   | 149.45         | 231.57            | 37.75            |
| 2025                    | Oct   | 181.45         | 119.37            | 99.82            |
| 2025                    | Nov   |                |                   |                  |
| 2025                    | Dec   |                |                   |                  |
| 2026                    | Jan   |                |                   |                  |
| 2026                    | Feb   |                |                   |                  |
| 2026                    | Mar   |                |                   |                  |



| MENDIPATHAR SUBDIVISION |                     |                    |                     |                     |                      |                     |                    |                    |
|-------------------------|---------------------|--------------------|---------------------|---------------------|----------------------|---------------------|--------------------|--------------------|
|                         | Apr-25              | May-25             | Jun-25              | Jul-25              | Aug-25               | Sep-25              | Oct-25             | Cum. Gap           |
| <b>EHT</b>              | ₹ 0                 | ₹ 0                | ₹ 0                 | ₹ 0                 | ₹ 0                  | ₹ 0                 | ₹ 0                | ₹ 0                |
| FAEHT                   |                     |                    |                     |                     |                      |                     |                    |                    |
| IEHT                    |                     |                    |                     |                     |                      |                     |                    |                    |
| <b>HT</b>               | <b>₹ -3,60,091</b>  | <b>₹ -2,49,012</b> | <b>₹ -25,82,589</b> | <b>₹ -29,04,834</b> | <b>₹ 1,47,82,005</b> | <b>₹ -91,76,248</b> | <b>₹ 40,50,488</b> | <b>₹ 35,59,718</b> |
| BS                      |                     |                    |                     |                     |                      |                     |                    |                    |
| CHT                     |                     |                    |                     |                     |                      |                     |                    |                    |
| DHT                     | ₹ 737               | ₹ 736              | ₹ 736               | ₹ 738               | ₹ 737                | ₹ 73,194            | ₹ -1,737           | ₹ 75,141           |
| FAHT                    |                     |                    |                     |                     |                      |                     |                    |                    |
| IHT                     | ₹ -3,60,828         | ₹ -2,49,749        | ₹ -25,83,326        | ₹ -29,05,572        | ₹ 1,47,81,268        | ₹ -92,49,442        | ₹ 40,52,225        | ₹ 34,84,577        |
| WSHT                    |                     |                    |                     |                     |                      |                     |                    |                    |
| <b>LT</b>               | <b>₹ -21,07,094</b> | <b>₹ 5,63,057</b>  | <b>₹ 23,18,617</b>  | <b>₹ 5,95,319</b>   | <b>₹ 19,31,877</b>   | <b>₹ 9,64,110</b>   | <b>₹ 21,56,793</b> | <b>₹ 64,22,679</b> |
| AP                      | ₹ -2,589            | ₹ 3,875            | ₹ -2,575            | ₹ -988              | ₹ 5,332              | ₹ 4,895             | ₹ 5,531            | ₹ 13,480           |
| BPL(M)                  | ₹ -60,651           | ₹ 3,50,911         | ₹ 6,42,950          | ₹ 5,70,443          | ₹ 8,27,822           | ₹ 8,12,950          | ₹ 6,06,278         | ₹ 37,50,703        |
| BPL(UM)                 | ₹ -1,803            | ₹ 10,187           | ₹ 11,918            | ₹ 11,090            | ₹ 18,849             | ₹ 13,724            | ₹ 6,794            | ₹ 70,759           |
| CCTV                    |                     |                    |                     |                     |                      |                     |                    |                    |
| CLT                     | ₹ -4,048            | ₹ 51,177           | ₹ 2,73,745          | ₹ -2,07,885         | ₹ -2,33,745          | ₹ 1,31,376          | ₹ 2,18,795         | ₹ 2,29,416         |
| CRM                     |                     |                    |                     |                     |                      |                     |                    |                    |
| DLT                     | ₹ -16,87,764        | ₹ 1,25,201         | ₹ 13,65,418         | ₹ 2,29,032          | ₹ 12,56,367          | ₹ -2,59,539         | ₹ 13,23,898        | ₹ 23,52,614        |
| GP                      | ₹ -3,03,561         | ₹ 18,026           | ₹ 14,184            | ₹ 38,648            | ₹ 34,479             | ₹ 2,83,182          | ₹ -27,709          | ₹ 57,250           |
| ILT                     | ₹ -46,678           | ₹ 3,679            | ₹ 12,978            | ₹ -45,021           | ₹ 22,772             | ₹ -22,477           | ₹ 23,204           | ₹ -51,543          |
| PL(M)                   |                     |                    |                     |                     |                      |                     |                    |                    |
| PL(UM)                  |                     |                    |                     |                     |                      |                     |                    |                    |
| WSLT                    |                     |                    |                     |                     |                      |                     |                    |                    |
| <b>Grand Total</b>      | <b>₹ -24,67,185</b> | <b>₹ 3,14,045</b>  | <b>₹ -2,63,972</b>  | <b>₹ -23,09,515</b> | <b>₹ 1,67,13,882</b> | <b>₹ -82,12,138</b> | <b>₹ 62,07,281</b> | <b>₹ 99,82,397</b> |



## In Service Defaulters- C&I as on 01-12-2025

Data is not found correctly to compare the improvement due to Migration error in New Sub-Division !!!

| SUBDIVISION        | CONSUMER ID | CONSUMER NAME       | CATEGORY | SAN LOAD(KW) | SAN LOAD(KVA) | CUSTOMER TYPE | LATEST OUTSTANDING | LATEST PAYMENT AMOUNT | LATEST PAYMENT DATE |
|--------------------|-------------|---------------------|----------|--------------|---------------|---------------|--------------------|-----------------------|---------------------|
| MENDIPATHAR SD NEW | 1000257006  | Greshing Sangma     | DLT      | 1            | 0             | NG            | ₹ 454              |                       |                     |
| MENDIPATHAR SD NEW | 1000259638  | Sengsim K Marak     | DLT      | 1            | 0             | NG            | ₹ 330              | ₹ 4,000               | 12-Aug-25           |
| MENDIPATHAR SD NEW | 1000259569  | Tiana Momin         | BPL(M)   | 1            | 0             | NG            | ₹ 284              | ₹ 1,000               | 24-Sep-24           |
| MENDIPATHAR SD NEW | 1000686001  | Setmilla R. Marak   | DLT      | 1            | 0             | NG            | ₹ 0                |                       |                     |
| MENDIPATHAR SD NEW | 1000686572  | Mick G. Momin       | DLT      | 3            | 0             | NG            | ₹ 0                | ₹ 8,000               | 13-Dec-24           |
| MENDIPATHAR SD NEW | 1000685873  | Keterson Momin      | DLT      | 1            | 0             | NG            | ₹ 0                |                       |                     |
| MENDIPATHAR SD NEW | 1000685473  | Jobiaur Rahman      | DLT      | 1            | 0             | NG            | ₹ 0                |                       |                     |
| MENDIPATHAR SD NEW | 1000651612  | Aminur Islam        | DLT      | 4            | 0             | NG            | ₹ 0                | ₹ 30,000              | 27-Nov-24           |
| MENDIPATHAR SD NEW | 1000685703  | Wearybond Ch. Momin | DLT      | 1            | 0             | NG            | ₹ 0                |                       |                     |
| MENDIPATHAR SD NEW | 1000689724  | Daybirth Marak      | DLT      | 1            | 0             | NG            | ₹ 0                |                       |                     |
| MENDIPATHAR SD NEW | 1000690153  | Henitha Marak       | DLT      | 1            | 0             | NG            | ₹ 0                |                       | 14-Oct-22           |
| MENDIPATHAR SD NEW | 1000685131  | Rafigul Islam       | DLT      | 2            | 0             | NG            | ₹ 0                | ₹ 15,000              | 28-Jul-25           |
| MENDIPATHAR SD NEW | 1000685467  | Md. Anowar Hussain  | DLT      | 1            | 0             | NG            | ₹ 0                | ₹ 10,000              | 28-Feb-25           |
| MENDIPATHAR SD NEW | 1000685320  | Krishna Dalu        | DLT      | 2            | 0             | NG            | ₹ 0                | ₹ 6,000               | 25-Jun-25           |
| MENDIPATHAR SD NEW | 1000685056  | S.B.I. Qrt.         | DLT      | 2            | 0             | NG            | ₹ 0                |                       |                     |

## DCNP as on 01-12-2025 (Excl. Legal Case)

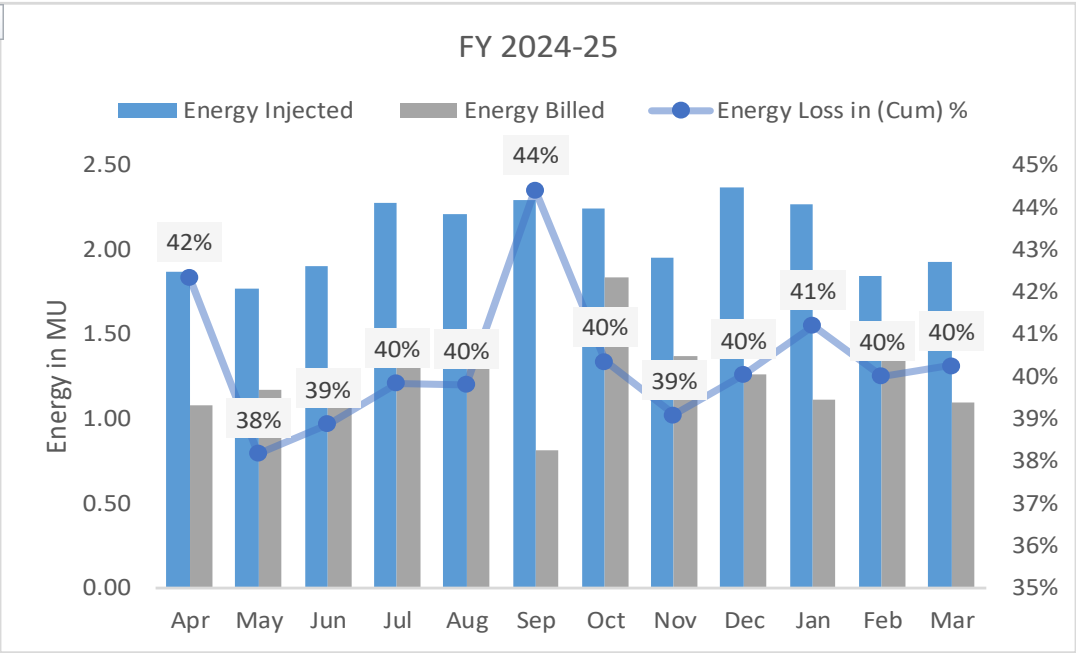
Data is not found correctly to compare the improvement due to Migration error in New Sub-Division !!!

# OTS as on 01-12-2025

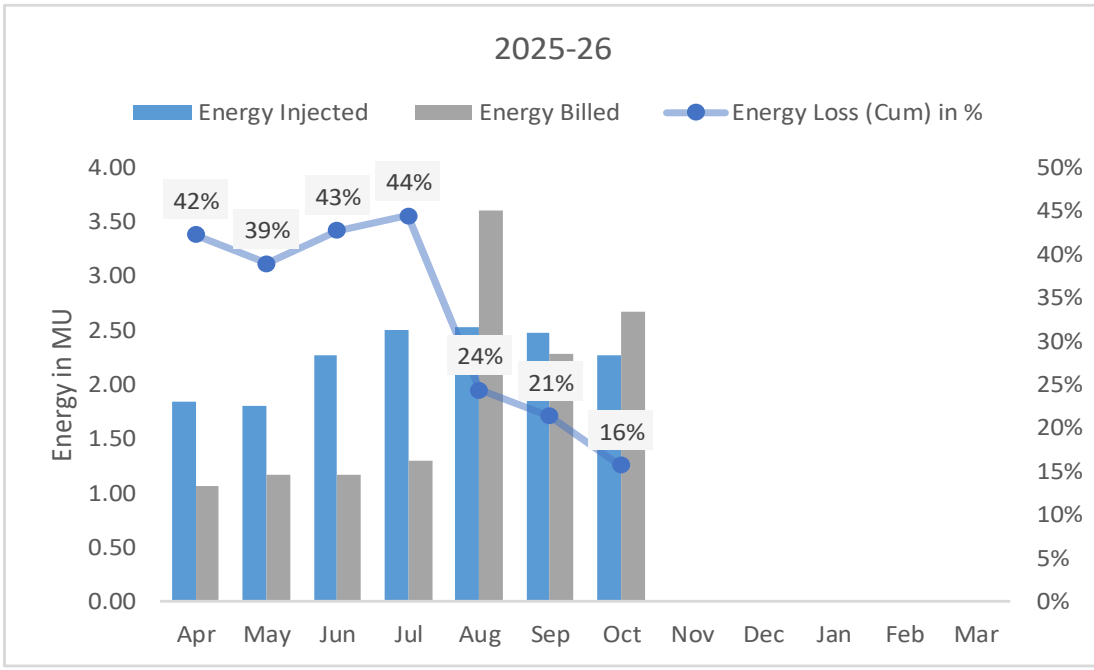
SUB DIVISION      MENDIPATHAR SD NEW

|                    | Count of CONSUMER ID | Sum of TOTAL OUTSTANDING | AMOUNT SETTLED     | DPC (WAIVED OFF).  | Sum of TOTAL RECEIVED AMOUNT |
|--------------------|----------------------|--------------------------|--------------------|--------------------|------------------------------|
| BPL(M)             | 30                   | ₹ 7,75,786               | ₹ 5,84,019         | ₹ 1,91,767         | ₹ 2,44,145                   |
| BPL(UM)            | 1                    | ₹ 19,300                 | ₹ 16,618           | ₹ 2,682            | ₹ 3,450                      |
| DLT                | 119                  | ₹ 72,76,233              | ₹ 49,71,599        | ₹ 23,04,634        | ₹ 19,99,037                  |
| CLT                | 16                   | ₹ 7,78,142               | ₹ 4,63,868         | ₹ 3,14,274         | ₹ 3,55,004                   |
| IHT                | 1                    | ₹ 2,50,484               | ₹ 2,29,486         | ₹ 20,998           | ₹ 40,698                     |
| <b>Grand Total</b> | <b>167</b>           | <b>₹ 90,99,945</b>       | <b>₹ 62,65,590</b> | <b>₹ 28,34,355</b> | <b>₹ 26,42,334</b>           |

| MENDIPATHAR SUBDIVISION |       |                 |               |                      |                    |                        |
|-------------------------|-------|-----------------|---------------|----------------------|--------------------|------------------------|
| Year CY                 | Month | Energy Injected | Energy Billed | Cum. Energy Injected | Cum. Energy Billed | Energy Loss in (Cum) % |
| 2024                    | Apr   | 1.87            | 1.08          | 1.87                 | 1.08               | 42%                    |
| 2024                    | May   | 1.77            | 1.17          | 3.64                 | 2.25               | 38%                    |
| 2024                    | Jun   | 1.90            | 1.14          | 5.54                 | 3.39               | 39%                    |
| 2024                    | Jul   | 2.28            | 1.32          | 7.82                 | 4.71               | 40%                    |
| 2024                    | Aug   | 2.21            | 1.33          | 10.03                | 6.04               | 40%                    |
| 2024                    | Sep   | 2.29            | 0.81          | 12.33                | 6.85               | 44%                    |
| 2024                    | Oct   | 2.24            | 1.84          | 14.57                | 8.69               | 40%                    |
| 2024                    | Nov   | 1.95            | 1.37          | 16.52                | 10.06              | 39%                    |
| 2024                    | Dec   | 2.36            | 1.26          | 18.88                | 11.32              | 40%                    |
| 2025                    | Jan   | 2.27            | 1.11          | 21.15                | 12.44              | 41%                    |
| 2025                    | Feb   | 1.84            | 1.35          | 22.99                | 13.79              | 40%                    |
| 2025                    | Mar   | 1.93            | 1.10          | 24.92                | 14.89              | 40%                    |



| MENDIPATHAR SUBDIVISION |       |                 |               |                      |                    |                        |
|-------------------------|-------|-----------------|---------------|----------------------|--------------------|------------------------|
| Year CY                 | Month | Energy Injected | Energy Billed | Cum. Energy Injected | Cum. Energy Billed | Energy Loss (Cum) in % |
| 2025                    | Apr   | 1.84            | 1.06          | 1.84                 | 1.06               | 42%                    |
| 2025                    | May   | 1.80            | 1.16          | 3.64                 | 2.22               | 39%                    |
| 2025                    | Jun   | 2.27            | 1.16          | 5.90                 | 3.38               | 43%                    |
| 2025                    | Jul   | 2.50            | 1.29          | 8.40                 | 4.67               | 44%                    |
| 2025                    | Aug   | 2.53            | 3.60          | 10.93                | 8.28               | 24%                    |
| 2025                    | Sep   | 2.47            | 2.27          | 13.40                | 10.55              | 21%                    |
| 2025                    | Oct   | 2.26            | 2.66          | 15.66                | 13.21              | 16%                    |
| 2025                    | Nov   |                 |               |                      |                    |                        |
| 2025                    | Dec   |                 |               |                      |                    |                        |
| 2026                    | Jan   |                 |               |                      |                    |                        |
| 2026                    | Feb   |                 |               |                      |                    |                        |
| 2026                    | Mar   |                 |               |                      |                    |                        |




# Billing Quality

| Category           | Total Count of Billing | OK Count      | Under Billing Count<br>(less than 50% of LF<br>in approved Tariff) | % under Billing | % under Billing<br>MePDCL ALL |
|--------------------|------------------------|---------------|--|-----------------|-------------------------------|
| <b>EHT</b>         |                        |               |  |                 | <b>11.11%</b>                 |
| FAEHT              |                        |               |  |                 | 0.00%                         |
| IEHT               |                        |               |  |                 | 16.67%                        |
| <b>HT</b>          |                        |               |  |                 | <b>9.30%</b>                  |
| BS                 |                        |               |  |                 | 4.01%                         |
| CHT                |                        |               |  |                 | 2.94%                         |
| DHT                |                        |               |  |                 | 5.42%                         |
| FAHT               |                        |               |  |                 | 0.00%                         |
| IHT                |                        |               |  |                 | 4.60%                         |
| WSHT               |                        |               |  |                 | 33.17%                        |
| <b>LT</b>          | <b>10814</b>           | <b>10,211</b> | <b>603</b>   | <b>5.58%</b>    | <b>30.18%</b>                 |
| AP                 | 1                      | 0             | 1  | 100.00%         | 35.71%                        |
| BPL(M)             | 3109                   | 3,034         | 75   | 2.41%           | 36.57%                        |
| BPL(UM)            | 24                     | 0             | 24   | 100.00%         | 95.96%                        |
| CCTV               |                        |               |  |                 | 0.00%                         |
| CLT                | 321                    | 213           | 108  | 33.64%          | 32.64%                        |
| CRM                |                        |               |  |                 | 0.00%                         |
| DLT                | 7325                   | 6,940         | 385  | 5.26%           | 26.44%                        |
| GP                 | 34                     | 24            | 10   | 29.41%          | 19.00%                        |
| ILT                |                        |               |  |                 | 10.84%                        |
| PL(M)              |                        |               |  |                 | 16.67%                        |
| PL(UM)             |                        |               |  |                 | 0.00%                         |
| WSLT               |                        |               |  |                 | 28.75%                        |
| <b>Grand Total</b> | <b>10814</b>           | <b>10,211</b> | <b>603</b>   | <b>5.58%</b>    | <b>30.13%</b>                 |


| PRODUCT TYPE | CATEGORY | LF_Tariff |
|--------------|----------|-----------|
| EHT          | IEHT     | 54%       |
| EHT          | FAEHT    | 61%       |
| HT           | DHT      | 12%       |
| HT           | WSHT     | 29%       |
| HT           | CHT      | 13%       |
| HT           | BS       | 16%       |
| HT           | IHT      | 10%       |
| HT           | FAHT     | 60%       |
| LT           | BPL(M)   | 6%        |
| LT           | DLT      | 6%        |
| LT           | BPL(UM)  | 6%        |
| LT           | CLT      | 9%        |
| LT           | GP       | 9%        |
| LT           | PL(M)    | 7%        |
| LT           | WSLT     | 14%       |
| LT           | CCTV     | 9%        |
| LT           | PL(UM)   | 7%        |
| LT           | AP       | 12%       |
| LT           | ILT      | 7%        |
| LT           | CRM      | 13%       |

# Billing Quality

| View Bill | Reading Date | Bill Number      | Bill Source | Read On  | MR Code | Meter Status     | FR  | IR | FR KVAH | IR KVAH | Multiplying Factor | MC Units | Calculated PF | Units |
|-----------|--------------|------------------|-------------|----------|---------|------------------|-----|----|---------|---------|--------------------|----------|---------------|-------|
|           | 21/NOV/2025  | 311300225B201050 | SBD-V4.6    | 09:26 AM | 3113002 | OK(Normal)       | 290 | 88 | 0       | 0       | 1                  | 0        | 0             | 202   |
|           | 20/OCT/2025  | 311300225A190887 | SBD-V4.6    | 02:44 PM | 3113002 | OK(Normal)       | 88  | 1  | 0       | 1       | 1                  | 0        | -87           | 87    |
|           | 11/JUL/2025  | 3113992411100862 | WEB-V2.6    |          | 3113011 | OK(Disconnected) | 0   | 0  | 0       | 0       | 1                  | 0        | 0             | 0     |



Nov 2025



Oct 2025

Low resolution and not readable photos

Sand Evra G Momin, 3kW, CLT

# Billing Quality

| View Bill | Reading Date | Bill Number      | Bill Source | MR Code | Meter Status | FR   | IR   | FR KVAH | IR KVAH | Multiplying Factor | MC Units | Calculated PF | Units |
|-----------|--------------|------------------|-------------|---------|--------------|------|------|---------|---------|--------------------|----------|---------------|-------|
|           | 14/NOV/2025  | 311301425B091169 | SBD-V4.6    | 3113014 | OK(Normal)   | 2804 | 2774 | 0       | 0       | 1                  | 0        | 0             | 30    |
|           | 16/OCT/2025  | 311301425A150832 | SBD-V4.6    | 3113014 | OK(Normal)   | 2774 | 2745 | 0       | 0       | 1                  | 0        | 0             | 29    |
|           | 11/SEP/2025  | 3113992411101558 | WEB-V2.6    | 3113014 | OK(Normal)   | 2745 | 2712 | 0       | 0       | 1                  | 0        | 0             | 33    |
|           | 18/AUG/2025  | 3113014258170780 | SBD-V4.4    | 3113014 | OK(Normal)   | 2712 | 2682 | 0       | 0       | 1                  | 0        | 0             | 30    |



Nov 2025



Oct 2025

Two different photos though there is no meter change reported. Photos are not readable.

SENGJE K. SANGMA(1000267089), 4kW, CLT

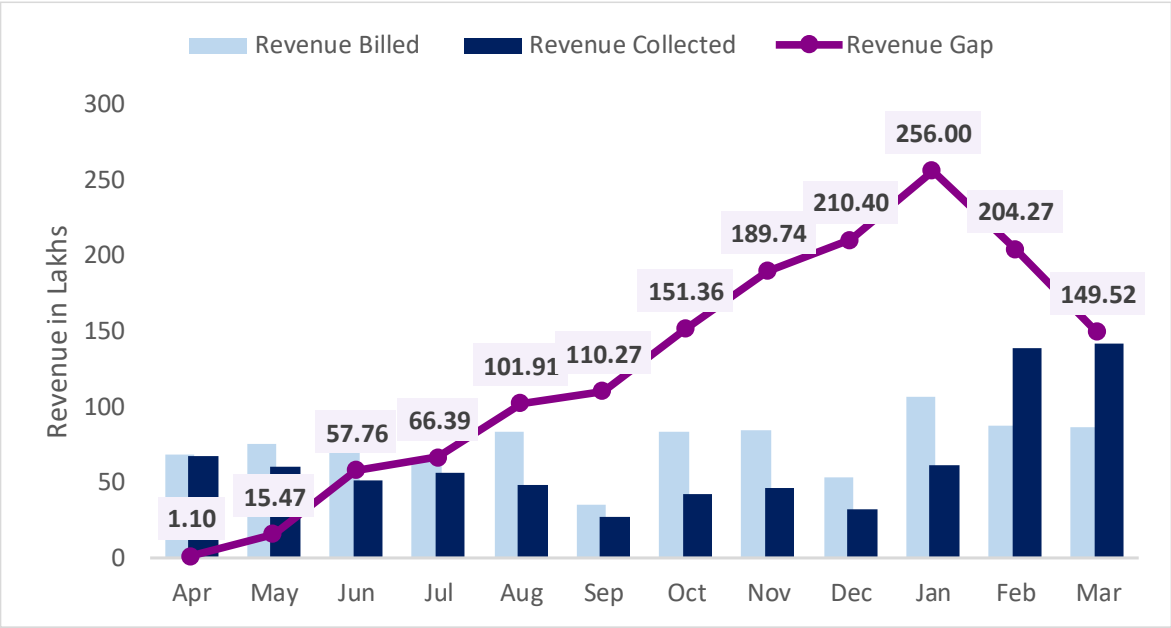
# MR Performance

| <b>MENDIPATHAR SUBDIVISION</b>       | <b>1042</b> | <b>14380</b> | <b>15422</b> | <b>7%</b> |
|--------------------------------------|-------------|--------------|--------------|-----------|
| Bluester M. Sangma (100108)~3113002  | 242         | 1475         | 1717         | 14%       |
| Dilsrang Momin (100995)~3113003      |             | 36           | 36           | 0%        |
| Maxwell Momin C~3113017              | 48          | 539          | 587          | 8%        |
| Mejabirth T. Sangma (100111)~3113004 | 47          | 837          | 884          | 5%        |
| Sengsrang Sangma (100115)~3113005    | 53          | 1378         | 1431         | 4%        |
| Shri Beniard Sangma (100441)~3113006 | 27          | 807          | 834          | 3%        |
| Shri Wecksley Momin (100447)~3113008 | 101         | 1853         | 1954         | 5%        |
| Sohendra Sangma (100105)~3113009     | 129         | 940          | 1069         | 12%       |
| Surojit Hajong (100109)~3113010      | 42          | 1256         | 1298         | 3%        |
| System Admins (101057)~3113011       | 39          |              | 39           | 100%      |
| Tubal Marak (100885)~3113012         | 56          | 1978         | 2034         | 3%        |
| Wecksley Ch. Momin (100106)~3113013  | 107         | 1299         | 1406         | 8%        |
| Wirenbirth R. Marak (100107)~3113014 | 151         | 1982         | 2133         | 7%        |

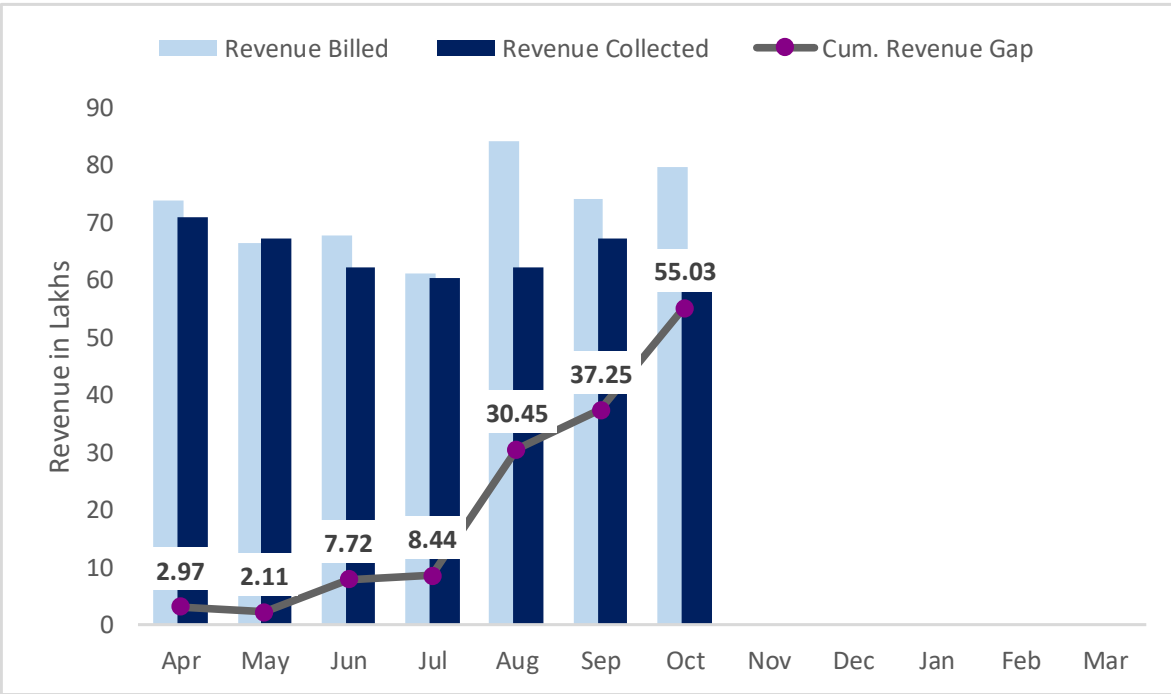
# SMART METER CREDENTIAL NOT MATCHED- 201

| Consumer Name       | Meter Serial No_HES | Meter No_UBS | Consumer No_HES | Consumer No_UBS | Sub_Division_UBS        | CONNECTION_STATUS_NAME | SERVICE | Meter Type   |
|---------------------|---------------------|--------------|-----------------|-----------------|-------------------------|------------------------|---------|--------------|
| Megalsing Sangma    | 72911914            | 11076171     | HB04K346121     | 1000269681      | MENDIPATHAR SUBDIVISION | IN SERVICE             | SRBD    | Single Phase |
| Eden Marak          | 11163945            | 11056838     | HB04K158973     | 1000265111      | MENDIPATHAR SUBDIVISION | IN SERVICE             | SRBD    | Single Phase |
| BARENDRA DEB        | 11020343            | 11161932     | 52000107448     | 1000685384      | MENDIPATHAR SUBDIVISION | IN SERVICE             | SRBD    | Single Phase |
| SENGSRI MARAK       | 11027523            | 11027525     | 52000107935     | 1000685871      | MENDIPATHAR SUBDIVISION | IN SERVICE             | SRBD    | Single Phase |
| DOSIN ALI           | 11025233            | 19012        | 52000107475     | 1000685411      | MENDIPATHAR SUBDIVISION | IN SERVICE             | SRBD    | Single Phase |
| PRETYLINA MARAK     | 11029055            | 11029155     | 52000115157     | 1000690067      | MENDIPATHAR SUBDIVISION | IN SERVICE             | SRBD    | Single Phase |
| Eresh Sangma Depa   | 11095980            | 11075750     | HB04K153955     | 1000262593      | MENDIPATHAR SUBDIVISION | IN SERVICE             | SRBD    | Single Phase |
| JAMINI RABHA        | 11030535            | 11080535     | 52000114751     | 1000689662      | MENDIPATHAR SUBDIVISION | IN SERVICE             | SRBD    | Single Phase |
| Pale Sangma         | 11162149            | 11076043     | HB04K346132     | 1000269692      | MENDIPATHAR SUBDIVISION | IN SERVICE             | SRBD    | Single Phase |
| SENGMALINI MARAK    | 11015397            | 11077776     | 51000006900     | 1000657060      | MENDIPATHAR SUBDIVISION | IN SERVICE             | SRBD    | Single Phase |
| Sadana Marak        | 11041495            | 11033973     | HB04K152506     | 1000261545      | MENDIPATHAR SUBDIVISION | IN SERVICE             | SRBD    | Single Phase |
| ASHA D. SHIRA       | 11024650            | 11024605     | 52000108201     | 1000686137      | MENDIPATHAR SUBDIVISION | IN SERVICE             | SRBD    | Single Phase |
| Asami Rabha         | 11039422            | 11015133     | HB04K120656     | 1000253386      | MENDIPATHAR SUBDIVISION | IN SERVICE             | SRBD    | Single Phase |
| RENTILLA SANGMA     | 11028236            | 11028536     | 52000113982     | 1000688958      | MENDIPATHAR SUBDIVISION | IN SERVICE             | SRBD    | Single Phase |
| Topan Rabha         | 11002300            | 11077736     | HB04K125949     | 1000257223      | MENDIPATHAR SUBDIVISION | IN SERVICE             | SRBD    | Single Phase |
| LEBING SANGMA       | 11041938            | 11056934     | HB04K156198     | 1000263982      | MENDIPATHAR SUBDIVISION | IN SERVICE             | SRBD    | Single Phase |
| NIZAMUDDIN MARAK    | 11023616            | 22000333     | 52000107568     | 1000685504      | MENDIPATHAR SUBDIVISION | IN SERVICE             | SRBD    | Single Phase |
| Geralish Sangma B/Z | 11040454            | 11034404     | HB04K152366     | 1000261405      | MENDIPATHAR SUBDIVISION | IN SERVICE             | SRBD    | Single Phase |
| STARINA MOMIN       | 11028219            | 11077767     | 52000115175     | 1000690085      | MENDIPATHAR SUBDIVISION | IN SERVICE             | SRBD    | Single Phase |
| ALEX GABIL MOMIN    | 11028283            | 11077775     | 12000033611     | 1000652212      | MENDIPATHAR SUBDIVISION | IN SERVICE             | SRBD    | Single Phase |
| NIRMALLA CH MARAK   | 11015119            | 11064641     | HB04K123466     | 1000255819      | MENDIPATHAR SUBDIVISION | IN SERVICE             | SRBD    | Single Phase |
| Ajal Rabha          | 11014030            | 11077602     | HB04K120673     | 1000253403      | MENDIPATHAR SUBDIVISION | IN SERVICE             | SRBD    | Single Phase |

| WILLIAMNAGAR SUBDIVISION |       |                |                   |             |
|--------------------------|-------|----------------|-------------------|-------------|
| Year CY                  | Month | Revenue Billed | Revenue Collected | Revenue Gap |
| 2024                     | Apr   | 68.00          | 66.90             | 1.10        |
| 2024                     | May   | 74.68          | 60.32             | 15.47       |
| 2024                     | Jun   | 93.69          | 51.40             | 57.76       |
| 2024                     | Jul   | 64.55          | 55.92             | 66.39       |
| 2024                     | Aug   | 83.18          | 47.65             | 101.91      |
| 2024                     | Sep   | 35.07          | 26.71             | 110.27      |
| 2024                     | Oct   | 82.84          | 41.75             | 151.36      |
| 2024                     | Nov   | 84.09          | 45.72             | 189.74      |
| 2024                     | Dec   | 52.52          | 31.85             | 210.40      |
| 2025                     | Jan   | 106.64         | 61.04             | 256.00      |
| 2025                     | Feb   | 87.29          | 139.02            | 204.27      |
| 2025                     | Mar   | 86.70          | 141.46            | 149.52      |



| WILLIAMNAGAR SUBDIVISION |       |                |                   |                  |
|--------------------------|-------|----------------|-------------------|------------------|
| Year CY                  | Month | Revenue Billed | Revenue Collected | Cum. Revenue Gap |
| 2025                     | Apr   | 73.79          | 70.82             | 2.97             |
| 2025                     | May   | 66.29          | 67.15             | 2.11             |
| 2025                     | Jun   | 67.74          | 62.13             | 7.72             |
| 2025                     | Jul   | 61.11          | 60.39             | 8.44             |
| 2025                     | Aug   | 84.08          | 62.07             | 30.45            |
| 2025                     | Sep   | 73.99          | 67.19             | 37.25            |
| 2025                     | Oct   | 79.56          | 61.78             | 55.03            |
| 2025                     | Nov   |                |                   |                  |
| 2025                     | Dec   |                |                   |                  |
| 2026                     | Jan   |                |                   |                  |
| 2026                     | Feb   |                |                   |                  |
| 2026                     | Mar   |                |                   |                  |



WILLIAMNAGAR  
SUBDIVISION

|                    | Apr-25            | May-25             | Jun-25            | Jul-25             | Aug-25             | Sep-25            | Oct-25             | Cum. Gap           |
|--------------------|-------------------|--------------------|-------------------|--------------------|--------------------|-------------------|--------------------|--------------------|
| <b>EHT</b>         | ₹ 0               | ₹ 0                | ₹ 0               | ₹ 0                | ₹ 0                | ₹ 0               | ₹ 0                | ₹ 0                |
| FAEHT              |                   |                    |                   |                    |                    |                   |                    |                    |
| IEHT               |                   |                    |                   |                    |                    |                   |                    |                    |
| <b>HT</b>          | <b>₹ 1,75,626</b> | <b>₹ 1,49,775</b>  | <b>₹ 30,899</b>   | <b>₹ -3,50,023</b> | <b>₹ 2,85,849</b>  | <b>₹ 1,82,032</b> | <b>₹ 8,06,347</b>  | <b>₹ 12,80,505</b> |
| BS                 | ₹ 24,643          | ₹ -37,318          | ₹ 27,657          | ₹ 30,545           | ₹ 23,644           | ₹ 29,198          | ₹ 2,13,212         | ₹ 3,11,582         |
| CHT                | ₹ 47,068          | ₹ 39,475           | ₹ 81,234          | ₹ -3,89,834        | ₹ 1,07,058         | ₹ -1,09,624       | ₹ 2,10,361         | ₹ -14,263          |
| DHT                | ₹ 1,03,915        | ₹ 1,47,618         | ₹ -77,992         | ₹ 9,266            | ₹ 1,55,147         | ₹ 2,62,458        | ₹ 3,82,775         | ₹ 9,83,186         |
| FAHT               |                   |                    |                   |                    |                    |                   |                    |                    |
| IHT                |                   |                    |                   |                    |                    |                   |                    |                    |
| WSHT               |                   |                    |                   |                    |                    |                   |                    |                    |
| <b>LT</b>          | <b>₹ 1,21,579</b> | <b>₹ -2,35,635</b> | <b>₹ 5,29,699</b> | <b>₹ 4,21,712</b>  | <b>₹ 19,15,071</b> | <b>₹ 4,98,107</b> | <b>₹ 9,71,757</b>  | <b>₹ 42,22,291</b> |
| AP                 |                   |                    |                   |                    |                    |                   |                    |                    |
| BPL(M)             | ₹ 4,58,934        | ₹ 1,45,012         | ₹ 5,57,291        | ₹ 7,10,361         | ₹ 18,84,755        | ₹ 6,01,664        | ₹ 7,34,545         | ₹ 50,92,562        |
| BPL(UM)            | ₹ 21,763          | ₹ 88,489           | ₹ 676             | ₹ 54,566           | ₹ 42,724           | ₹ 36,941          | ₹ 72,336           | ₹ 3,17,495         |
| CCTV               |                   |                    |                   |                    |                    |                   |                    |                    |
| CLT                | ₹ 3,78,343        | ₹ 1,72,982         | ₹ 66,650          | ₹ -2,73,125        | ₹ -3,60,611        | ₹ 1,05,610        | ₹ -1,83,717        | ₹ -93,868          |
| CRM                |                   |                    |                   |                    |                    |                   |                    |                    |
| DLT                | ₹ -7,17,133       | ₹ -7,55,162        | ₹ 56,581          | ₹ -2,33,638        | ₹ 3,59,604         | ₹ -2,10,526       | ₹ 2,59,860         | ₹ -12,40,413       |
| GP                 | ₹ 14,911          | ₹ 1,07,600         | ₹ -1,55,116       | ₹ 1,69,519         | ₹ -22,020          | ₹ -15,800         | ₹ 81,363           | ₹ 1,80,457         |
| ILT                | ₹ -35,239         | ₹ 5,444            | ₹ 3,616           | ₹ -5,971           | ₹ 10,618           | ₹ -19,780         | ₹ 7,370            | ₹ -33,942          |
| PL(M)              |                   |                    |                   |                    |                    |                   |                    |                    |
| PL(UM)             |                   |                    |                   |                    |                    |                   |                    |                    |
| WSLT               |                   |                    |                   |                    |                    |                   |                    |                    |
| <b>Grand Total</b> | <b>₹ 2,97,205</b> | <b>₹ -85,860</b>   | <b>₹ 5,60,598</b> | <b>₹ 71,689</b>    | <b>₹ 22,00,920</b> | <b>₹ 6,80,140</b> | <b>₹ 17,78,105</b> | <b>₹ 55,02,796</b> |

# In Service Defaulters as on 01-12-2025

## WILLIAMNAGAR SUBDIVISION

### Status of 10k and above Outstanding from INSERVICE (NG exculding Legal Cases)

| Count of Consumers |             |               |               |               |               |                |          |             |
|--------------------|-------------|---------------|---------------|---------------|---------------|----------------|----------|-------------|
| MONTH              | Domestic LT | Commercial LT | Commercial HT | Industrial LT | Industrial HT | Industrial EHT | Others   | Grand Total |
| SEP_25             | 3788        | 58            | 0             | 1             | 0             |                | 9        | 3856        |
| NOV_25             | <b>3214</b> | <b>92</b>     | <b>0</b>      | <b>1</b>      | <b>0</b>      |                | <b>1</b> | <b>3309</b> |
| INC                | -574        | 34            | 0             | 0             | 0             |                | -8       | -547        |
| %                  | -15%        | 59%           |               | 0%            |               |                | -89%     | -14%        |

### Status of 10k and above Outstanding from INSERVICE (NG exculding Legal Cases)

| Rs. In Lakhs |                 |                |               |               |               |                |               |                 |
|--------------|-----------------|----------------|---------------|---------------|---------------|----------------|---------------|-----------------|
| MONTH        | Domestic LT     | Commercial LT  | Commercial HT | Industrial LT | Industrial HT | Industrial EHT | Others        | Grand Total     |
| SEP_25       | ₹ 1067.07       | ₹ 23.79        | ₹ -           | ₹ 0.19        | ₹ -           |                | ₹ 4.11        | ₹ 1095.16       |
| NOV_25       | ₹ <b>901.16</b> | ₹ <b>26.08</b> | ₹ -           | ₹ <b>0.37</b> | ₹ -           |                | ₹ <b>0.35</b> | ₹ <b>929.72</b> |
| INC          | ₹ -165.90       | ₹ 2.29         | ₹ -           | ₹ 0.17        | ₹ -           |                | ₹ -3.75       | ₹ -165.45       |
| %            | -15.5%          | 9.6%           |               | 89.2%         |               |                | -91.4%        | -15.1%          |

## In Service Defaulters- “Non-Domestic” as on 01-12-2025

| SUBDIVISION              | CONSUMER ID | CONSUMER NAME      | CATEGORY | SAN LOAD(KW) | SAN LOAD(KVA) | CUSTOMER TYPE | LATEST OUTSTANDING | LATEST PAYMENT AMOUNT | LATEST PAYMENT DATE |
|--------------------------|-------------|--------------------|----------|--------------|---------------|---------------|--------------------|-----------------------|---------------------|
| WILLIAMNAGAR SUBDIVISION | 1000655267  | Pemallish T Sangma | CLT      | 2            | 0             | NG            | ₹ 1,17,862         | ₹ 10,000              | 05-Jun-24           |
| WILLIAMNAGAR SUBDIVISION | 1000693614  | Charulla Marak     | CLT      | 1            | 0             | NG            | ₹ 98,442           |                       |                     |
| WILLIAMNAGAR SUBDIVISION | 1000291086  | Kelson Marak       | CLT      | 1            | 0             | NG            | ₹ 92,243           |                       |                     |
| WILLIAMNAGAR SUBDIVISION | 1000291084  | Willingson Sangma  | CLT      | 1            | 0             | NG            | ₹ 85,666           |                       |                     |
| WILLIAMNAGAR SUBDIVISION | 1000290159  | Harmen Sangma      | CLT      | 1            | 0             | NG            | ₹ 78,294           |                       | 04-Apr-23           |
| WILLIAMNAGAR SUBDIVISION | 1000693617  | Manuel Marak       | CLT      | 1            | 0             | NG            | ₹ 76,628           |                       |                     |
| WILLIAMNAGAR SUBDIVISION | 1000655086  | Armillia D Shira   | CLT      | 2            | 0             | NG            | ₹ 75,598           | ₹ 30,000              | 30-Jun-25           |
| WILLIAMNAGAR SUBDIVISION | 1000818168  | Laina M Sangma     | CLT      | 1            | 0             | NG            | ₹ 73,968           | ₹ 3,000               | 28-Nov-24           |
| WILLIAMNAGAR SUBDIVISION | 1000693618  | Depali Sarma       | CLT      | 1            | 0             | NG            | ₹ 72,529           |                       |                     |
| WILLIAMNAGAR SUBDIVISION | 1000693423  | Shanday Singha     | CLT      | 1            | 0             | NG            | ₹ 66,481           | ₹ 15,000              | 22-Aug-25           |
| WILLIAMNAGAR SUBDIVISION | 1000836014  | Jio Tower Chiokgre | CLT      | 12           | 0             | NG            | ₹ 65,845           | ₹ 22,272              | 30-Jun-25           |
| WILLIAMNAGAR SUBDIVISION | 1000693904  | Tresina Sangma     | CLT      | 1            | 0             | NG            | ₹ 65,525           |                       |                     |
| WILLIAMNAGAR SUBDIVISION | 1000694013  | Paprika Ch Marak   | CLT      | 1            | 0             | NG            | ₹ 60,310           |                       | 10-May-23           |
| WILLIAMNAGAR SUBDIVISION | 1000617327  | SUMMIT DIGITAL     | CLT      | 12           | 0             |               | ₹ 53,814           | ₹ 17,866              | 28-Aug-25           |
| WILLIAMNAGAR SUBDIVISION | 1000290714  | Rithia Ch. Marak   | CLT      | 1            | 0             | NG            | ₹ 53,630           | ₹ 2,000               | 23-May-24           |
| WILLIAMNAGAR SUBDIVISION | 1000693992  | Mamoni R Marak     | CLT      | 2            | 0             | NG            | ₹ 51,896           | ₹ 19,000              | 14-Aug-25           |
| WILLIAMNAGAR SUBDIVISION | 1000655114  | Marcus R Sangma    | CLT      | 2            | 0             | NG            | ₹ 47,895           | ₹ 10,000              | 20-May-24           |
| WILLIAMNAGAR SUBDIVISION | 1000693479  | Daewish Marak      | CLT      | 1            | 0             | NG            | ₹ 40,345           | ₹ 5,200               | 25-Nov-24           |
| WILLIAMNAGAR SUBDIVISION | 1000693491  | Alexstar Sangma    | CLT      | 1            | 0             | NG            | ₹ 37,784           | ₹ 7,000               | 20-Aug-25           |
| WILLIAMNAGAR SUBDIVISION | 1000622197  | Kenibirth Ch Marak | ILT      | 0            | 3             | NG            | ₹ 36,745           | ₹ 5,000               | 29-Jul-25           |

## In Service Defaulters – “Domestic” as on 01-12-2025

| SUBDIVISION              | CONSUMER ID | CONSUMER NAME      | CATEGORY | SAN LOAD(KW) | SAN LOAD(KVA) | CUSTOMER TYPE | LATEST OUTSTANDING | LATEST PAYMENT AMOUNT | LATEST PAYMENT DATE |
|--------------------------|-------------|--------------------|----------|--------------|---------------|---------------|--------------------|-----------------------|---------------------|
| WILLIAMNAGAR SUBDIVISION | 3114000248  | Eklavya School     | DHT      | 0            | 180           | CG            | ₹ 1,74,593         |                       |                     |
| WILLIAMNAGAR SUBDIVISION | 1000684123  | Joran Ch Marak     | DLT      | 1            | 0             | NG            | ₹ 1,67,520         |                       | 27-Apr-23           |
| WILLIAMNAGAR SUBDIVISION | 1000648495  | Degrush M Sangma   | DLT      | 1            | 0             | NG            | ₹ 1,42,185         |                       |                     |
| WILLIAMNAGAR SUBDIVISION | 1000292204  | Rabita Marak       | DLT      | 1            | 0             | NG            | ₹ 1,37,508         |                       |                     |
| WILLIAMNAGAR SUBDIVISION | 1000686718  | Dingchi Sangma     | DLT      | 2            | 0             | NG            | ₹ 1,37,221         |                       |                     |
| WILLIAMNAGAR SUBDIVISION | 1000293526  | Prenson Sangma     | DLT      | 1            | 0             | NG            | ₹ 1,36,438         |                       |                     |
| WILLIAMNAGAR SUBDIVISION | 1000682436  | Darison Marak      | DLT      | 1            | 0             | NG            | ₹ 1,32,125         |                       |                     |
| WILLIAMNAGAR SUBDIVISION | 1000683823  | Sengmath N Marak   | DLT      | 3            | 0             | NG            | ₹ 1,29,083         |                       |                     |
| WILLIAMNAGAR SUBDIVISION | 1000293347  | Balding Sangma     | BPL(M)   | 1            | 0             | NG            | ₹ 1,31,565         |                       |                     |
| WILLIAMNAGAR SUBDIVISION | 1000289996  | Barendro Sangma    | DLT      | 1            | 0             | NG            | ₹ 1,27,778         |                       |                     |
| WILLIAMNAGAR SUBDIVISION | 1000292629  | Nikbath G Momin    | DLT      | 1            | 0             | NG            | ₹ 1,27,526         |                       |                     |
| WILLIAMNAGAR SUBDIVISION | 1000291699  | Mellina Marak      | DLT      | 1            | 0             | NG            | ₹ 1,27,327         |                       |                     |
| WILLIAMNAGAR SUBDIVISION | 1000292231  | Sengbat T Sangma   | BPL(M)   | 1            | 0             | NG            | ₹ 1,23,720         |                       |                     |
| WILLIAMNAGAR SUBDIVISION | 1000289827  | Jostin Sangma      | BPL(M)   | 1            | 0             | NG            | ₹ 1,23,165         |                       |                     |
| WILLIAMNAGAR SUBDIVISION | 1000293673  | Jarjen Marak       | DLT      | 1            | 0             | NG            | ₹ 1,22,821         |                       |                     |
| WILLIAMNAGAR SUBDIVISION | 1000291866  | Bredarson R Sangma | DLT      | 1            | 0             | NG            | ₹ 1,21,896         |                       | 14-Oct-22           |

# DCNP as on 01-12-2025 (Excl. Legal Case)

## WILLIAMNAGAR SUBDIVISION

### Status of Outstanding from DCNP (NG excludng Legal Cases)

| Count of Consumers |             |               |               |               |               |                |          |             |
|--------------------|-------------|---------------|---------------|---------------|---------------|----------------|----------|-------------|
| MONTH              | Domestic LT | Commercial LT | Commercial HT | Industrial LT | Industrial HT | Industrial EHT | Others   | Grand Total |
| SEP_25             | 1422        | 147           | 0             | 0             | 0             | 0              | 2        | 1571        |
| NOV_25             | <b>1631</b> | <b>148</b>    | <b>0</b>      | <b>0</b>      | <b>0</b>      | <b>0</b>       | <b>2</b> | <b>1781</b> |
| INC                | 209         | 1             | 0             | 0             | 0             | 0              | 0        | 210         |
| %                  | 14.7%       | 0.7%          |               |               |               |                | 0.0%     | 13.4%       |

### Status of Outstanding from DCNP (NG excludng Legal Cases)

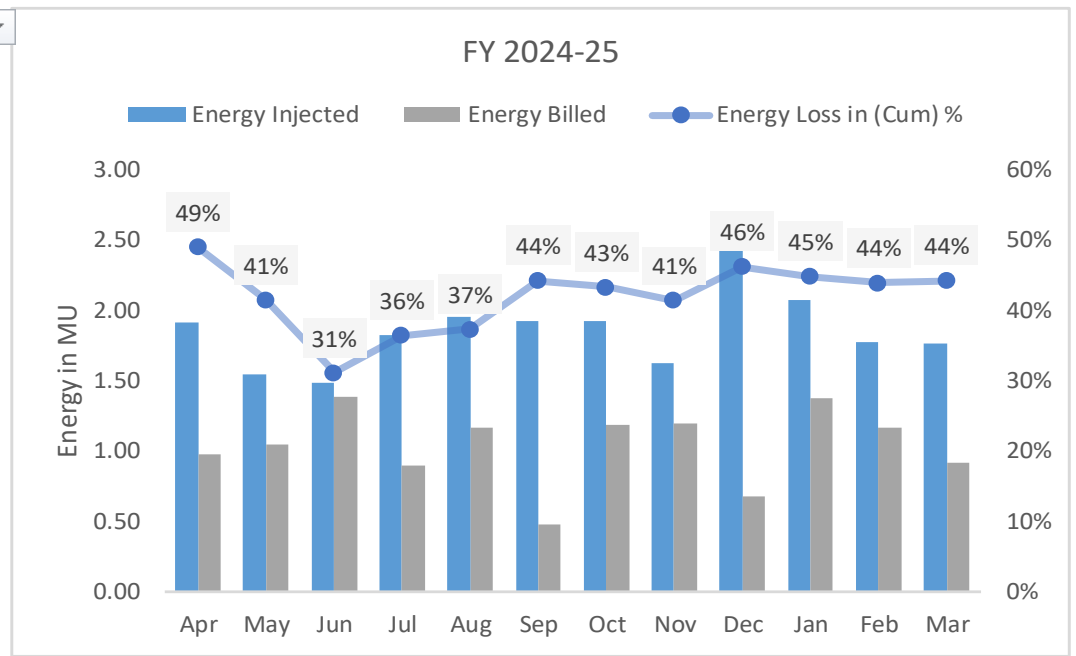
| Rs. In Lakhs |                 |                |               |               |               |                |               |                 |
|--------------|-----------------|----------------|---------------|---------------|---------------|----------------|---------------|-----------------|
| MONTH        | Domestic LT     | Commercial LT  | Commercial HT | Industrial LT | Industrial HT | Industrial EHT | Others        | Grand Total     |
| SEP_25       | ₹ 662.85        | ₹ 78.73        | ₹ -           | ₹ -           | ₹ -           | ₹ -            | ₹ 0.79        | ₹ 742.37        |
| NOV_25       | ₹ <b>686.59</b> | ₹ <b>77.28</b> | ₹ -           | ₹ -           | ₹ -           | ₹ -            | ₹ <b>0.79</b> | ₹ <b>764.66</b> |
| INC          | ₹ 23.74         | ₹ -1.44        | ₹ -           | ₹ -           | ₹ -           | ₹ -            | ₹ -           | ₹ 22.30         |
| %            | 3.6%            | -1.8%          |               |               |               |                | 0.0%          | 3.0%            |

# OTS as on 01-12-2025

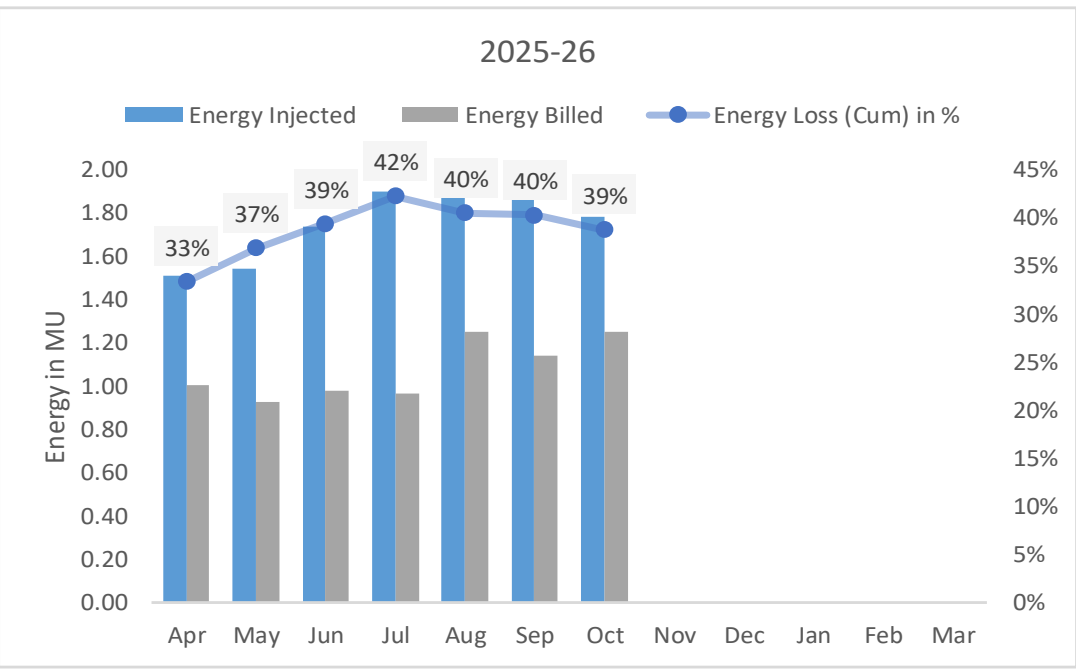
SUB DIVISION WILLIAMNAGAR SUBDIVISION

|                    | Count of CONSUMER ID | Sum of TOTAL OUTSTANDING | AMOUNT SETTLED       | DPC (WAIVED OFF).  | Sum of TOTAL RECEIVED AMOUNT |
|--------------------|----------------------|--------------------------|----------------------|--------------------|------------------------------|
| BPL(M)             | 224                  | ₹ 78,43,327              | ₹ 65,68,604          | ₹ 12,74,723        | ₹ 11,53,327                  |
| BPL(UM)            | 3                    | ₹ 79,292                 | ₹ 64,002             | ₹ 15,290           | ₹ 7,080                      |
| DLT                | 86                   | ₹ 74,94,833              | ₹ 48,71,798          | ₹ 26,23,035        | ₹ 13,30,186                  |
| CLT                | 3                    | ₹ 4,71,427               | ₹ 2,84,747           | ₹ 1,86,680         | ₹ 52,580                     |
| <b>Grand Total</b> | <b>316</b>           | <b>₹ 1,58,88,877</b>     | <b>₹ 1,17,89,150</b> | <b>₹ 40,99,727</b> | <b>₹ 25,43,173</b>           |

| WILLIAMNAGAR SUBDIVISION |       |                 |               |                      |                    |                        |
|--------------------------|-------|-----------------|---------------|----------------------|--------------------|------------------------|
| Year CY                  | Month | Energy Injected | Energy Billed | Cum. Energy Injected | Cum. Energy Billed | Energy Loss in (Cum) % |
| 2024                     | Apr   | 1.92            | 0.98          | 1.92                 | 0.98               | 49%                    |
| 2024                     | May   | 1.55            | 1.05          | 3.46                 | 2.03               | 41%                    |
| 2024                     | Jun   | 1.48            | 1.38          | 4.94                 | 3.41               | 31%                    |
| 2024                     | Jul   | 1.82            | 0.89          | 6.76                 | 4.30               | 36%                    |
| 2024                     | Aug   | 1.95            | 1.17          | 8.71                 | 5.46               | 37%                    |
| 2024                     | Sep   | 1.92            | 0.47          | 10.64                | 5.94               | 44%                    |
| 2024                     | Oct   | 1.92            | 1.18          | 12.55                | 7.12               | 43%                    |
| 2024                     | Nov   | 1.62            | 1.20          | 14.18                | 8.32               | 41%                    |
| 2024                     | Dec   | 2.54            | 0.68          | 16.72                | 8.99               | 46%                    |
| 2025                     | Jan   | 2.07            | 1.38          | 18.79                | 10.37              | 45%                    |
| 2025                     | Feb   | 1.77            | 1.17          | 20.56                | 11.53              | 44%                    |
| 2025                     | Mar   | 1.76            | 0.92          | 22.33                | 12.45              | 44%                    |



| WILLIAMNAGAR SUBDIVISION |       |                 |               |                      |                    |                        |
|--------------------------|-------|-----------------|---------------|----------------------|--------------------|------------------------|
| Year CY                  | Month | Energy Injected | Energy Billed | Cum. Energy Injected | Cum. Energy Billed | Energy Loss (Cum) in % |
| 2025                     | Apr   | 1.51            | 1.00          | 1.51                 | 1.00               | 33%                    |
| 2025                     | May   | 1.54            | 0.92          | 3.05                 | 1.93               | 37%                    |
| 2025                     | Jun   | 1.73            | 0.97          | 4.78                 | 2.90               | 39%                    |
| 2025                     | Jul   | 1.90            | 0.96          | 6.68                 | 3.86               | 42%                    |
| 2025                     | Aug   | 1.90            | 1.25          | 8.57                 | 5.11               | 40%                    |
| 2025                     | Sep   | 1.87            | 1.14          | 10.45                | 6.24               | 40%                    |
| 2025                     | Oct   | 1.78            | 1.25          | 12.23                | 7.49               | 39%                    |
| 2025                     | Nov   |                 |               |                      |                    |                        |
| 2025                     | Dec   |                 |               |                      |                    |                        |
| 2026                     | Jan   |                 |               |                      |                    |                        |
| 2026                     | Feb   |                 |               |                      |                    |                        |
| 2026                     | Mar   |                 |               |                      |                    |                        |



# Billing Quality

| Category           | Total Count of Billing | OK Count     | Under Billing Count (less than 50% of LF in approved Tariff) | % under Billing | % under Billing MePDCL ALL |
|--------------------|------------------------|--------------|--|-----------------|----------------------------|
| <b>EHT</b>         |                        |              |  |                 | <b>11.11%</b>              |
| FAEHT              |                        |              |  |                 | 0.00%                      |
| IEHT               |                        |              |  |                 | 16.67%                     |
| <b>HT</b>          | <b>30</b>              | <b>29</b>    | <b>1</b>   | <b>3.33%</b>    | <b>9.30%</b>               |
| BS                 | 10                     | 10           | 0  | 0.00%           | 4.01%                      |
| CHT                | 4                      | 4            | 0  | 0.00%           | 2.94%                      |
| DHT                | 14                     | 13           | 1  | 7.14%           | 5.42%                      |
| FAHT               |                        |              |  |                 | 0.00%                      |
| IHT                |                        |              |  |                 | 4.60%                      |
| WSHT               | 2                      | 2            | 0  | 0.00%           | 33.17%                     |
| <b>LT</b>          | <b>9549</b>            | <b>7,928</b> | <b>1621</b>  | <b>16.98%</b>   | <b>30.18%</b>              |
| AP                 |                        |              |  |                 | 35.71%                     |
| BPL(M)             | 4990                   | 4,141        | 849  | 17.01%          | 36.57%                     |
| BPL(UM)            | 137                    | 0            | 137  | 100.00%         | 95.96%                     |
| CCTV               |                        |              |  |                 | 0.00%                      |
| CLT                | 488                    | 377          | 111  | 22.75%          | 32.64%                     |
| CRM                |                        |              |  |                 | 0.00%                      |
| DLT                | 3828                   | 3,327        | 501  | 13.09%          | 26.44%                     |
| GP                 | 102                    | 80           | 22   | 21.57%          | 19.00%                     |
| ILT                | 3                      | 2            | 1  | 33.33%          | 10.84%                     |
| PL(M)              | 1                      | 1            | 0  | 0.00%           | 16.67%                     |
| PL(UM)             |                        |              |  |                 | 0.00%                      |
| WSLT               |                        |              |  |                 | 28.75%                     |
| <b>Grand Total</b> | <b>9579</b>            | <b>7,957</b> | <b>1622</b>  | <b>16.93%</b>   | <b>30.13%</b>              |

| PRODUCT TYPE | CATEGORY | *LF@ Tariff |
|--------------|----------|-------------|
| EHT          | IEHT     | 54%         |
| EHT          | FAEHT    | 61%         |
| HT           | DHT      | 12%         |
| HT           | WSHT     | 29%         |
| HT           | CHT      | 13%         |
| HT           | BS       | 16%         |
| HT           | IHT      | 10%         |
| HT           | FAHT     | 60%         |
| LT           | BPL(M)   | 6%          |
| LT           | DLT      | 6%          |
| LT           | BPL(UM)  | 6%          |
| LT           | CLT      | 9%          |
| LT           | GP       | 9%          |
| LT           | PL(M)    | 7%          |
| LT           | WSLT     | 14%         |
| LT           | CCTV     | 9%          |
| LT           | PL(UM)   | 7%          |
| LT           | AP       | 12%         |
| LT           | ILT      | 7%          |
| LT           | CRM      | 13%         |

# MR Performance


| <b>WILLIAMNAGAR SUBDIVISION</b>          | <b>1622</b> | <b>7957</b> | <b>9579</b> | <b>17%</b> |
|--|-------------|-------------|-------------|------------|
| Aee Williamnagar (100936)~3114015        | 8           | 125         | 133         | 6%         |
| Ariush Sangma (100120)~3114001           | 155         | 740         | 895         | 17%        |
| Grikseng Sangma (100124)~3114002         | 105         | 933         | 1038        | 10%        |
| GRIMSENGggg SANGMA~3114007<br>JE~3114018 | 423         | 547         | 970         | 44%        |
| Kissan B Marak (100118)~3114004          | 1           | 1           | 2           | 50%        |
| MANNNSRRANG~3114003                      | 92          | 770         | 862         | 11%        |
| Sanjib Momin (100119)~3114005            | 140         | 682         | 822         | 17%        |
| Sengrik R Marak (100123)~3114006         | 153         | 1050        | 1203        | 13%        |
| Sonu Sangma (100121)~3114008             | 147         | 989         | 1136        | 13%        |
| System Admins (101057)~3114010           | 145         | 736         | 881         | 16%        |
| Thobiash Sangma (100448)~3114012         | 10          |             | 10          | 100%       |
| Thrimenstone Momin (100122)~3114013      | 144         | 674         | 818         | 18%        |
|  | 99          | 710         | 809         | 12%        |

# Billing Quality

| View Bill | Reading Date | Bill Number      | Bill Source       | Loaded On     | MR Code | Meter Status | FR       | IR       | FR KVAH  | IR KVAH  | Multiplying Factor | MC Units | Calculated PF | Units  |
|-----------|--------------|------------------|-------------------|---------------|---------|--------------|----------|----------|----------|----------|--------------------|----------|---------------|--------|
|           | 12/DEC/2025  | 311400325C120315 | SBD-V4.6          | 2025 01:52 PM | 3114003 | OK(Normal)   | 19075    | 19005    | 0        | 0        | 1                  | 0        | 0             | 70     |
|           | 17/NOV/2025  | 311400325B130378 | SBD-V4.6          | 2025 11:36 AM | 3114003 | OK(Normal)   | 19005    | 18975.07 | 0        | 19119.7  | 1                  | 0        | 0             | 29.93  |
|           | 01/OCT/2025  | 25100113251748   | POST-PAID-CONSOLE |               | 3114003 | OK(Normal)   | 18975.07 | 18568.84 | 19119.74 | 18707.68 | 1                  | 0        | 0.99          | 406.23 |
|           | 02/SEP/2025  | 25090322083076   | POST-PAID-CONSOLE |               | 3114003 | OK(Normal)   | 18568.84 | 18130.82 | 18707.68 | 18263.86 | 1                  | 0        | 0.99          | 438.02 |
|           | 01/AUG/2025  | 25080215352993   | POST-PAID-CONSOLE |               | 3114003 | OK(Normal)   | 18130.82 | 17643.59 | 18263.86 | 17769.94 | 1                  | 0        | 0.99          | 487.23 |
|           | 01/AUG/2025  | 25070314132772   | POST-PAID-CONSOLE |               | 3114003 | OK(Normal)   | 17643.59 | 17301.05 | 17769.94 | 17407.68 | 1                  | 0        | 0.99          | 479.94 |



Dec 2025



Nov 2025

No photos of meters.

Pemallish T Sangma (1000655267), 2kW, CLT

# SMART METER CREDENTIAL NOT MATCHED- 177

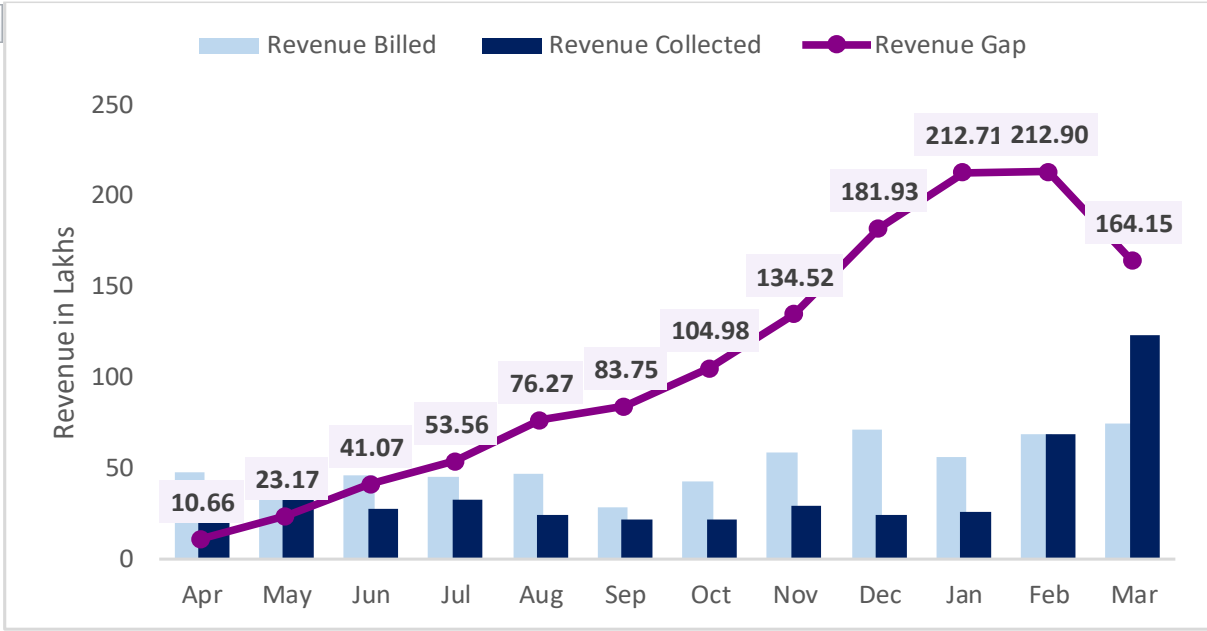
| Consumer Name     | Meter Serial No_HES | Meter No_UBS | Consumer No_HES | Consumer No_UBS | Sub_Division_UBS         | CONNECTIO<br>N_STATUS_N<br>AME | SERVICE | Meter Type   | Sim Type | Status  |
|-------------------|---------------------|--------------|-----------------|-----------------|--------------------------|--------------------------------|---------|--------------|----------|---------|
| TERISOR R. MARAK  | 11093911            | 11004450     | 52000104419     | 1000684120      | WILLIAMNAGAR SUBDIVISION | IN SERVICE                     | SRBD    | Single Phase | JIO      | Failure |
| Salman Marak      | 11159109            | 11061486     | HB04M147681     | 1000293131      | WILLIAMNAGAR SUBDIVISION | IN SERVICE                     | SRBD    | Single Phase | Airtel   | Failure |
| SONAPUR MARAK     | 11160836            | 11001817     | HB04M040343     | 1000289882      | WILLIAMNAGAR SUBDIVISION | IN SERVICE                     | SRBD    | Single Phase | Airtel   | Failure |
| ROELSON MOMIN     | 11160837            | 11001815     | HB04M279033     | 1000294426      | WILLIAMNAGAR SUBDIVISION | IN SERVICE                     | SRBD    | Single Phase | Airtel   | Failure |
| BITHON MARAK      | 11001483            | 11001983     | 52000104365     | 1000684068      | WILLIAMNAGAR SUBDIVISION | IN SERVICE                     | SRBD    | Single Phase | Airtel   | Failure |
| BENEAL SANGMA     | 11014434            | 11014494     | 52000103967     | 1000683675      | WILLIAMNAGAR SUBDIVISION | IN SERVICE                     | SRBD    | Single Phase | Airtel   | Failure |
| Gajang Momin      | 11161299            | 11062484     | HB04M288572     | 1000295249      | WILLIAMNAGAR SUBDIVISION | IN SERVICE                     | SRBD    | Single Phase | Airtel   | Failure |
| Stousing Marak    | 11160122            | 11061402     | HB04M147687     | 1000293137      | WILLIAMNAGAR SUBDIVISION | IN SERVICE                     | SRBD    | Single Phase | Airtel   | Failure |
| Matalen Sangma    | 11160831            | 11062487     | HB04M287415     | 1000295237      | WILLIAMNAGAR SUBDIVISION | IN SERVICE                     | SRBD    | Single Phase | Airtel   | Failure |
| AUSTINA SANGMA    | 11001740            | 11001790     | 52000104073     | 1000683778      | WILLIAMNAGAR SUBDIVISION | IN SERVICE                     | SRBD    | Single Phase | Airtel   | Failure |
| Bolsen Sangma     | 11160126            | 11061489     | HB04M147676     | 1000293126      | WILLIAMNAGAR SUBDIVISION | IN SERVICE                     | SRBD    | Single Phase | Airtel   | Failure |
| GITHA MARAK       | 11001738            | 11043102     | 52000104100     | 1000683805      | WILLIAMNAGAR SUBDIVISION | IN SERVICE                     | SRBD    | Single Phase | Airtel   | Failure |
| SWAPN M SANGMA    | 11001678            | 11097214     | 52000104349     | 1000684052      | WILLIAMNAGAR SUBDIVISION | IN SERVICE                     | SRBD    | Single Phase | Airtel   | Failure |
| ASILA A.SANGMA    | 11022736            | 11161209     | 52000095238     | 1000682480      | WILLIAMNAGAR SUBDIVISION | IN SERVICE                     | SRBD    | Single Phase | Airtel   | Failure |
| Walseng Marak     | 11161297            | 11061401     | HB04M288643     | 1000295257      | WILLIAMNAGAR SUBDIVISION | IN SERVICE                     | SRBD    | Single Phase | Airtel   | Failure |
| RITHER ARENGH     | 11014447            | 11013447     | 52000104202     | 1000683905      | WILLIAMNAGAR SUBDIVISION | IN SERVICE                     | SRBD    | Single Phase | Airtel   | Failure |
| NARSIMA CH.SANGMA | 11022740            | 11036360     | 12000033080     | 1000651900      | WILLIAMNAGAR SUBDIVISION | IN SERVICE                     | SRBD    | Single Phase | Airtel   | Failure |
| WILDLIFE RANGE    | 11013748            | 11044106     | 57000002669     | 1000696350      | WILLIAMNAGAR SUBDIVISION | IN SERVICE                     | SRBD    | Single Phase | Airtel   | Failure |

# SOUTH GARO HILLS DIVISION

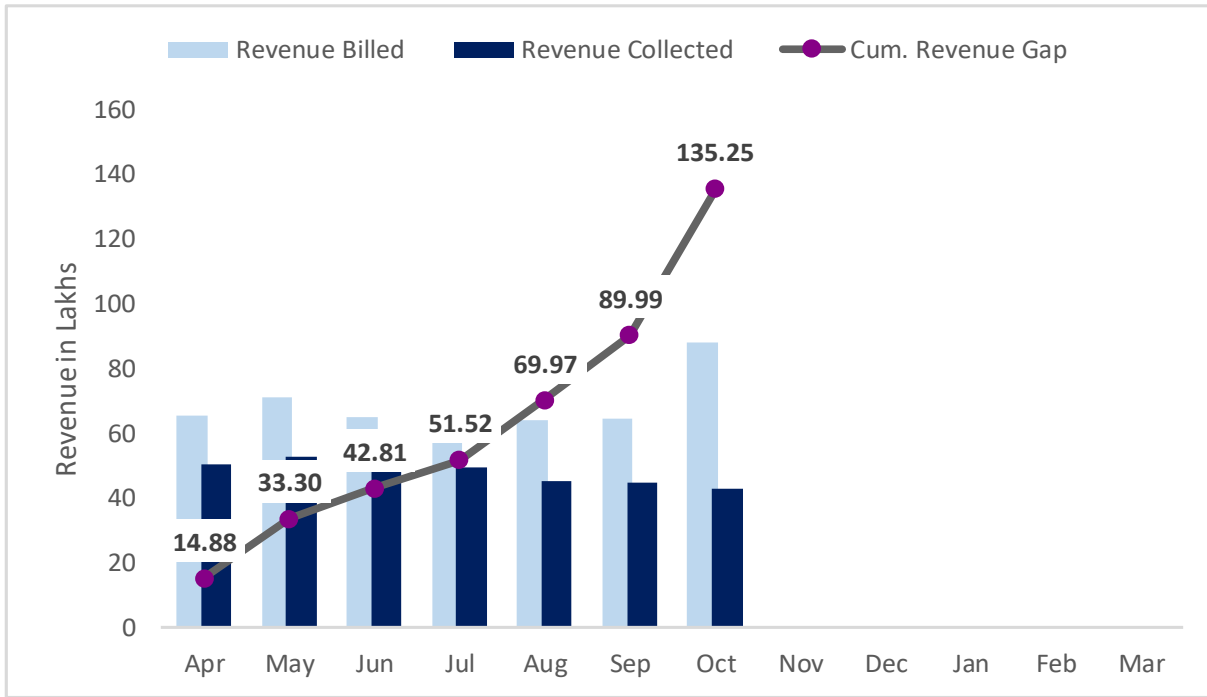
## Revenue Billed & Collection- FY 2025-26 [April 2025 to Oct 2025] Excl. State Govt.

| Circle/Division/Sub-Division     | Cumulative Revenue Billed (Lakhs) in CY (25-26) | Cumulative Revenue Collected (Lakhs) in CY (25-26) | GAP           | Coll. Eff. % in CY | Coll. Eff. % in PY | % Δ PY | Coll. Eff. % Target | Target NOT Achieved |
|----------------------------------|---|--|---------------|--------------------|--------------------|--------|---------------------|---------------------|
| <b>SOUTH GARO HILLS DIVISION</b> | <b>586.95</b>                                   | <b>425.42</b>                                      | <b>161.53</b> | 72.5%              | 78.2%              | -6%    | 125%                | 307                 |
| BAGHMARA SUBDIVISION             | 474.73  | 339.48   | 135.25        | 71.5%              | 74.0%              | -3%    | 119%                | 225                 |
| CHOKPOT SUBDIVISION              | 112.22  | 85.94  | 26.28         | 76.6%              | 96.7%              | -20%   | 167%                | 101                 |

| BAGHMARA SUBDIVISION |       |                |                   |             |
|----------------------|-------|----------------|-------------------|-------------|
| Year CY              | Month | Revenue Billed | Revenue Collected | Revenue Gap |
| 2024                 | Apr   | 47.51          | 36.85             | 10.66       |
| 2024                 | May   | 47.08          | 34.57             | 23.17       |
| 2024                 | Jun   | 45.60          | 27.70             | 41.07       |
| 2024                 | Jul   | 44.83          | 32.35             | 53.56       |
| 2024                 | Aug   | 46.59          | 23.88             | 76.27       |
| 2024                 | Sep   | 28.59          | 21.10             | 83.75       |
| 2024                 | Oct   | 42.48          | 21.25             | 104.98      |
| 2024                 | Nov   | 58.74          | 29.20             | 134.52      |
| 2024                 | Dec   | 71.41          | 24.00             | 181.93      |
| 2025                 | Jan   | 56.25          | 25.47             | 212.71      |
| 2025                 | Feb   | 68.78          | 68.59             | 212.90      |
| 2025                 | Mar   | 74.58          | 123.33            | 164.15      |



| BAGHMARA SUBDIVISION |       |                |                   |                  |
|----------------------|-------|----------------|-------------------|------------------|
| Year CY              | Month | Revenue Billed | Revenue Collected | Cum. Revenue Gap |
| 2025                 | Apr   | 65.18          | 50.30             | 14.88            |
| 2025                 | May   | 70.80          | 52.39             | 33.30            |
| 2025                 | Jun   | 64.90          | 55.39             | 42.81            |
| 2025                 | Jul   | 58.02          | 49.30             | 51.52            |
| 2025                 | Aug   | 63.67          | 45.22             | 69.97            |
| 2025                 | Sep   | 64.45          | 44.43             | 89.99            |
| 2025                 | Oct   | 87.71          | 42.45             | 135.25           |
| 2025                 | Nov   |                |                   |                  |
| 2025                 | Dec   |                |                   |                  |
| 2026                 | Jan   |                |                   |                  |
| 2026                 | Feb   |                |                   |                  |
| 2026                 | Mar   |                |                   |                  |



## BAGHMARA SUBDIVISION

|                    | Apr-25             | May-25             | Jun-25             | Jul-25            | Aug-25             | Sep-25             | Oct-25             | Cum. Gap             |
|--------------------|--------------------|--------------------|--------------------|-------------------|--------------------|--------------------|--------------------|----------------------|
| <b>EHT</b>         | ₹ 0                | ₹ 0                | ₹ 0                | ₹ 0               | ₹ 0                | ₹ 0                | ₹ 0                | ₹ 0                  |
| FAEHT              |                    |                    |                    |                   |                    |                    |                    |                      |
| IEHT               |                    |                    |                    |                   |                    |                    |                    |                      |
| <b>HT</b>          | <b>₹ 34,315</b>    | <b>₹ 8,97,170</b>  | <b>₹ -7,12,627</b> | <b>₹ 29,618</b>   | <b>₹ -61,186</b>   | <b>₹ 30,746</b>    | <b>₹ 18,28,253</b> | <b>₹ 20,46,291</b>   |
| BS                 | ₹ 32,384           | ₹ 8,51,572         | ₹ -7,63,946        | ₹ 28,814          | ₹ 28,812           | ₹ 28,816           | ₹ 17,74,998        | ₹ 19,81,450          |
| CHT                |                    |                    |                    |                   |                    |                    |                    |                      |
| DHT                | ₹ 1,931            | ₹ 45,598           | ₹ 51,319           | ₹ 804             | ₹ -89,998          | ₹ 1,931            | ₹ 53,256           | ₹ 64,841             |
| FAHT               |                    |                    |                    |                   |                    |                    |                    |                      |
| IHT                |                    |                    |                    |                   |                    |                    |                    |                      |
| WSHT               |                    |                    |                    |                   |                    |                    |                    |                      |
| <b>LT</b>          | <b>₹ 14,53,904</b> | <b>₹ 9,44,587</b>  | <b>₹ 16,63,763</b> | <b>₹ 8,41,739</b> | <b>₹ 19,05,657</b> | <b>₹ 19,71,300</b> | <b>₹ 26,97,428</b> | <b>₹ 1,14,78,378</b> |
| AP                 | ₹ 468              | ₹ 681              | ₹ 511              | ₹ 535             | ₹ 577              | ₹ 567              | ₹ 541              | ₹ 3,879              |
| BPL(M)             | ₹ 12,34,864        | ₹ 7,11,305         | ₹ 12,30,899        | ₹ 9,68,331        | ₹ 12,88,577        | ₹ 11,59,525        | ₹ 14,88,966        | ₹ 80,82,466          |
| BPL(UM)            | ₹ 36,654           | ₹ 1,07,297         | ₹ 1,15,524         | ₹ 1,00,988        | ₹ 1,17,629         | ₹ 1,06,137         | ₹ 1,01,969         | ₹ 6,86,198           |
| CCTV               |                    |                    |                    |                   |                    |                    |                    |                      |
| CLT                | ₹ 93,111           | ₹ 1,06,857         | ₹ -2,00,551        | ₹ -2,39,138       | ₹ -67,841          | ₹ 2,566            | ₹ 4,29,647         | ₹ 1,24,650           |
| CRM                |                    |                    |                    |                   |                    |                    |                    |                      |
| DLT                | ₹ 2,65,703         | ₹ -3,947           | ₹ 4,95,557         | ₹ 2,42,244        | ₹ 6,51,260         | ₹ 6,70,603         | ₹ 6,64,132         | ₹ 29,85,550          |
| GP                 | ₹ -1,90,301        | ₹ 14,687           | ₹ 14,114           | ₹ -2,38,908       | ₹ -92,274          | ₹ 24,195           | ₹ 12,173           | ₹ -4,56,314          |
| ILT                |                    |                    |                    |                   |                    |                    |                    |                      |
| PL(M)              | ₹ 13,406           | ₹ 7,708            | ₹ 7,710            | ₹ 7,687           | ₹ 7,730            | ₹ 7,708            | ₹ -1               | ₹ 51,948             |
| PL(UM)             |                    |                    |                    |                   |                    |                    |                    |                      |
| WSLT               |                    |                    |                    |                   |                    |                    |                    |                      |
| <b>Grand Total</b> | <b>₹ 14,88,220</b> | <b>₹ 18,41,758</b> | <b>₹ 9,51,136</b>  | <b>₹ 8,71,357</b> | <b>₹ 18,44,471</b> | <b>₹ 20,02,046</b> | <b>₹ 45,25,681</b> | <b>₹ 1,35,24,669</b> |

# In Service Defaulters as on 01-12-2025

## BAGHMARA SUBDIVISION

### Status of 10k and above Outstanding from INSERVICE (NG exculding Legal Cases)

| Count of Consumers |             |               |               |               |               |                |          |             |
|--------------------|-------------|---------------|---------------|---------------|---------------|----------------|----------|-------------|
| MONTH              | Domestic LT | Commercial LT | Commercial HT | Industrial LT | Industrial HT | Industrial EHT | Others   | Grand Total |
| SEP_25             | 4622        | 71            | 0             | 0             | 0             |                | 4        | 4697        |
| NOV_25             | <b>4613</b> | <b>79</b>     | <b>0</b>      | <b>0</b>      | <b>0</b>      |                | <b>3</b> | <b>4695</b> |
| INC                | -9          | 8             | 0             | 0             | 0             |                | -1       | -2          |
| %                  | 0%          | 11%           |               |               |               |                | -25%     | 0%          |

### Status of 10k and above Outstanding from INSERVICE (NG exculding Legal Cases)

| Rs. In Lakhs |                  |                |               |               |               |                |               |                  |
|--------------|------------------|----------------|---------------|---------------|---------------|----------------|---------------|------------------|
| MONTH        | Domestic LT      | Commercial LT  | Commercial HT | Industrial LT | Industrial HT | Industrial EHT | Others        | Grand Total      |
| SEP_25       | ₹ 1075.70        | ₹ 20.76        | ₹ -           | ₹ -           | ₹ -           |                | ₹ 1.10        | ₹ 1097.57        |
| NOV_25       | ₹ <b>1069.02</b> | ₹ <b>20.08</b> | ₹ -           | ₹ -           | ₹ -           |                | ₹ <b>1.19</b> | ₹ <b>1090.30</b> |
| INC          | ₹ -6.68          | ₹ -0.68        | ₹ -           | ₹ -           | ₹ -           |                | ₹ 0.09        | ₹ -7.27          |
| %            | -0.6%            | -3.3%          |               |               |               |                | 7.9%          | -0.7%            |

## In Service Defaulters- “Non-Domestic” as on 01-12-2025

| SUBDIVISION          | CONSUMER ID | CONSUMER NAME            | CATEGORY | SAN LOAD(KW) | SAN LOAD(KVA) | CUSTOMER TYPE | LATEST OUTSTANDING | LATEST PAYMENT AMOUNT | LATEST PAYMENT DATE |
|----------------------|-------------|--------------------------|----------|--------------|---------------|---------------|--------------------|-----------------------|---------------------|
| BAGHMARA SUBDIVISION | 1000304242  | Patricia S Marak         | CLT      | 9            | 0             | NG            | ₹ 89,441           | ₹ 61,699              | 30-Jun-25           |
| BAGHMARA SUBDIVISION | 1000297820  | Mrino S Marak            | CLT      | 1            | 0             | NG            | ₹ 71,622           |                       |                     |
| BAGHMARA SUBDIVISION | 1000300853  | Choitabon Marak          | CLT      | 1            | 0             | NG            | ₹ 67,945           |                       |                     |
| BAGHMARA SUBDIVISION | 1000296888  | Federson N Sangma        | CLT      | 1            | 0             | NG            | ₹ 65,020           | ₹ 6,000               | 23-Jul-25           |
| BAGHMARA SUBDIVISION | 1000637944  | BHARTI HEXACOM CHIMITAP  | CLT      | 12           | 0             | NG            | ₹ 58,528           | ₹ 8,463               | 21-Jun-25           |
| BAGHMARA SUBDIVISION | 1000296817  | Nakul Sur                | CLT      | 1            | 0             | NG            | ₹ 58,306           | ₹ 2,000               | 25-Jul-25           |
| BAGHMARA SUBDIVISION | 1000296743  | Rakhi R Marak            | CLT      | 1            | 0             | NG            | ₹ 56,116           |                       |                     |
| BAGHMARA SUBDIVISION | 1000300859  | Pronali Sangma           | CLT      | 1            | 0             | NG            | ₹ 53,101           |                       |                     |
| BAGHMARA SUBDIVISION | 1000296957  | Sunil Saha               | CLT      | 1            | 0             | NG            | ₹ 50,819           | ₹ 15,000              | 22-Jul-25           |
| BAGHMARA SUBDIVISION | 1000297284  | Rikmai Sangma            | CLT      | 1            | 0             | NG            | ₹ 48,069           |                       |                     |
| BAGHMARA SUBDIVISION | 1000298170  | Bethning Sangma C/O Dpro | GP       | 1            | 0             | NG            | ₹ 47,205           | ₹ 16,031              | 27-Mar-24           |
| BAGHMARA SUBDIVISION | 1000296868  | Rose Mary R Marak        | CLT      | 1            | 0             | NG            | ₹ 46,074           | ₹ 5,000               | 18-Jul-25           |
| BAGHMARA SUBDIVISION | 1000297229  | Walterstone M Marak      | CLT      | 1            | 0             | NG            | ₹ 45,014           | ₹ 10,000              | 12-Aug-25           |
| BAGHMARA SUBDIVISION | 3121000023  | Warehouse, Baghmara      | GP       | 7            | 0             |               | ₹ 55,145           |                       |                     |
| BAGHMARA SUBDIVISION | 1000296780  | Mona Saha                | CLT      | 1            | 0             | NG            | ₹ 39,126           |                       | 18-Oct-22           |
| BAGHMARA SUBDIVISION | 1000296978  | Alberth M Sangma         | CLT      | 1            | 0             | NG            | ₹ 38,809           |                       | 17-May-22           |
| BAGHMARA SUBDIVISION | 1000305079  | Purnima Das              | CLT      | 1            | 0             | NG            | ₹ 34,506           |                       |                     |
| BAGHMARA SUBDIVISION | 1000305080  | Miithilesh Kumar         | CLT      | 1            | 0             | NG            | ₹ 35,433           | ₹ 1,000               | 02-Aug-24           |
| BAGHMARA SUBDIVISION | 1000296907  | Karan Sarkar             | CLT      | 1            | 0             | NG            | ₹ 33,311           | ₹ 13,700              | 14-Feb-24           |
| BAGHMARA SUBDIVISION | 1000296987  | Prolath Sarkar           | CLT      | 1            | 0             | NG            | ₹ 33,329           | ₹ 1,000               | 23-Jul-25           |
| BAGHMARA SUBDIVISION | 1000296875  | Gautam Saha              | CLT      | 1            | 0             | NG            | ₹ 32,355           | ₹ 7,000               | 04-Mar-25           |

## In Service Defaulters – “Domestic” as on 01-12-2025

| SUBDIVISION          | CONSUMER ID | CONSUMER NAME          | CATEGORY | SAN LOAD(KW) | SAN LOAD(KVA) | CUSTOMER TYPE | LATEST OUTSTANDING | LATEST PAYMENT AMOUNT | LATEST PAYMENT DATE |
|----------------------|-------------|------------------------|----------|--------------|---------------|---------------|--------------------|-----------------------|---------------------|
| BAGHMARA SUBDIVISION | 1000297569  | Shaynal Sangma         | DLT      | 3            | 0             | NG            | ₹ 1,21,807         | ₹ 5,000               | 27-Mar-25           |
| BAGHMARA SUBDIVISION | 1000299412  | Wenick Sangma          | DLT      | 1            | 0             | NG            | ₹ 1,09,921         | ₹ 5,000               | 22-Mar-25           |
| BAGHMARA SUBDIVISION | 1000298649  | Upen Sangma            | DLT      | 1            | 0             | NG            | ₹ 1,05,542         | ₹ 2,000               | 20-Mar-25           |
| BAGHMARA SUBDIVISION | 1000300971  | Obonsing R Marak       | DLT      | 1            | 0             | NG            | ₹ 1,04,548         |                       |                     |
| BAGHMARA SUBDIVISION | 1000298146  | Nearson Snagma         | DLT      | 1            | 0             | NG            | ₹ 1,03,644         |                       |                     |
| BAGHMARA SUBDIVISION | 1000298654  | Chengrang Marak        | DLT      | 1            | 0             | NG            | ₹ 1,03,162         |                       |                     |
| BAGHMARA SUBDIVISION | 1000297763  | Ebinson K Sangma       | DLT      | 1            | 0             | NG            | ₹ 1,05,251         |                       |                     |
| BAGHMARA SUBDIVISION | 1000298289  | Bokul Ch Roy           | DLT      | 1            | 0             | NG            | ₹ 96,830           |                       |                     |
| BAGHMARA SUBDIVISION | 1000298651  | Smtteringchi R R Marak | DLT      | 1            | 0             | NG            | ₹ 96,190           |                       |                     |
| BAGHMARA SUBDIVISION | 1000298213  | Satyen Sangma          | DLT      | 1            | 0             | NG            | ₹ 95,937           | ₹ 4,500               | 01-Mar-24           |
| BAGHMARA SUBDIVISION | 1000297356  | Romel Sangma           | DLT      | 2            | 0             | NG            | ₹ 92,948           |                       |                     |
| BAGHMARA SUBDIVISION | 1000297632  | Bablor Marak           | DLT      | 1            | 0             | NG            | ₹ 92,568           |                       |                     |
| BAGHMARA SUBDIVISION | 1000298305  | Kirseng N Marak        | DLT      | 1            | 0             | NG            | ₹ 92,413           |                       |                     |
| BAGHMARA SUBDIVISION | 1000516498  | Grammy G Momin         | DLT      | 1            | 0             | NG            | ₹ 92,232           |                       |                     |
| BAGHMARA SUBDIVISION | 1000298345  | Missorning Sangma      | DLT      | 1            | 0             | NG            | ₹ 91,481           |                       |                     |
| BAGHMARA SUBDIVISION | 1000298205  | Parkinson Sangma       | DLT      | 1            | 0             | NG            | ₹ 89,711           | ₹ 1,500               | 01-Mar-24           |
| BAGHMARA SUBDIVISION | 1000298291  | Oshim D Sangma         | DLT      | 1            | 0             | NG            | ₹ 89,384           |                       |                     |
| BAGHMARA SUBDIVISION | 1000298716  | Binbhador Thapa        | DLT      | 1            | 0             | NG            | ₹ 88,814           |                       |                     |
| BAGHMARA SUBDIVISION | 1000297596  | Bisho Sharkar          | DLT      | 3            | 0             | NG            | ₹ 88,438           |                       | 15-May-23           |

# DCNP as on 01-12-2025 (Excl. Legal Case)

## BAGHMARA SUBDIVISION

### Status of Outstanding from DCNP (NG excludng Legal Cases)

| Count of Consumers |             |               |               |               |               |                |          |             |
|--------------------|-------------|---------------|---------------|---------------|---------------|----------------|----------|-------------|
| MONTH              | Domestic LT | Commercial LT | Commercial HT | Industrial LT | Industrial HT | Industrial EHT | Others   | Grand Total |
| SEP_25             | 757         | 92            | 0             | 1             | 0             | 0              | 3        | 853         |
| NOV_25             | <b>924</b>  | <b>102</b>    | <b>0</b>      | <b>1</b>      | <b>0</b>      | <b>0</b>       | <b>3</b> | <b>1030</b> |
| INC                | 167         | 10            | 0             | 0             | 0             | 0              | 0        | 177         |
| %                  | 22.1%       | 10.9%         |               | 0.0%          |               |                | 0.0%     | 20.8%       |

### Status of Outstanding from DCNP (NG excludng Legal Cases)

| Rs. In Lakhs |                 |                |               |               |               |                |               |                 |
|--------------|-----------------|----------------|---------------|---------------|---------------|----------------|---------------|-----------------|
| MONTH        | Domestic LT     | Commercial LT  | Commercial HT | Industrial LT | Industrial HT | Industrial EHT | Others        | Grand Total     |
| SEP_25       | ₹ 323.99        | ₹ 64.52        | ₹ -           | ₹ 1.05        | ₹ -           | ₹ -            | ₹ 2.75        | ₹ 392.31        |
| NOV_25       | ₹ <b>384.64</b> | ₹ <b>68.56</b> | ₹ -           | ₹ <b>1.05</b> | ₹ -           | ₹ -            | ₹ <b>2.75</b> | ₹ <b>457.00</b> |
| INC          | ₹ 60.65         | ₹ 4.04         | ₹ -           | ₹ -           | ₹ -           | ₹ -            | ₹ -           | ₹ 64.69         |
| %            | 18.7%           | 6.3%           |               | 0.0%          |               |                | 0.0%          | 16.5%           |

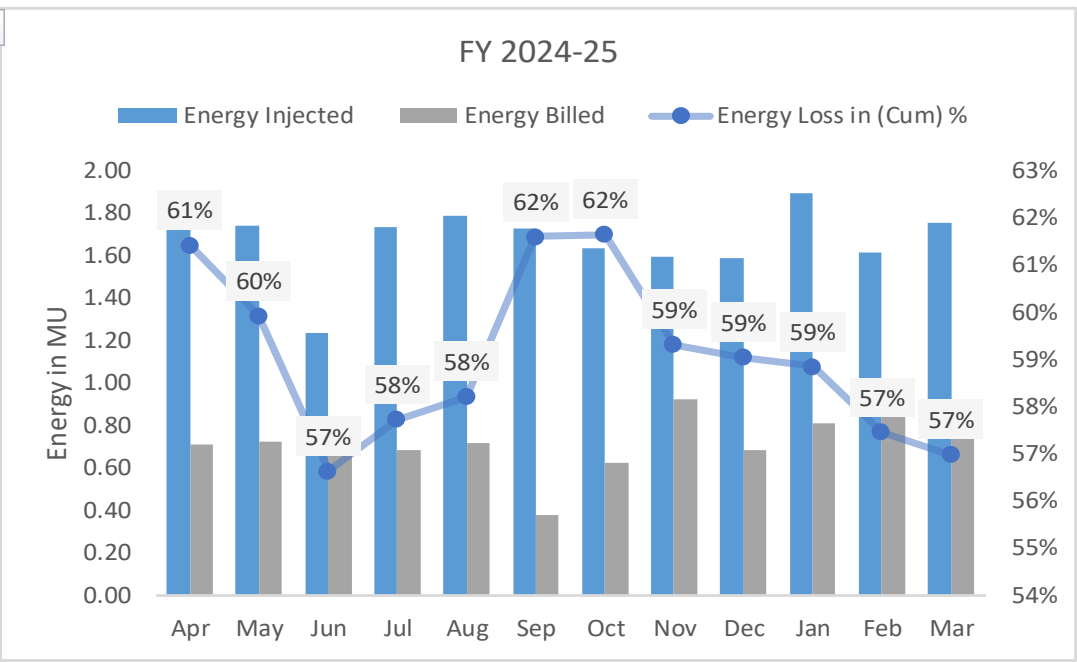
# OTS as on 01-12-2025

SUB DIVISION

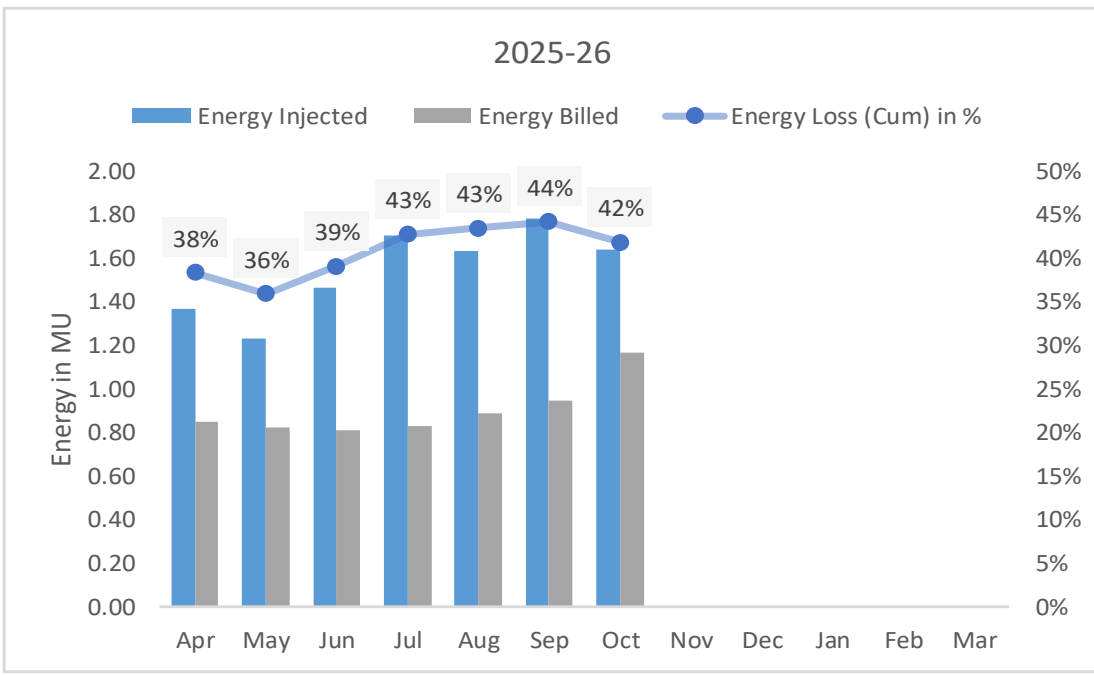
BAGHMARA SUBDIVISION

|                    | Count of CONSUMER ID | Sum of TOTAL OUTSTANDING | AMOUNT SETTLED     | DPC (WAIVED OFF). | Sum of TOTAL RECEIVED AMOUNT |
|--------------------|----------------------|--------------------------|--------------------|-------------------|------------------------------|
| BPL(M)             | 11                   | ₹ 3,67,001               | ₹ 3,24,068         | ₹ 42,933          | ₹ 72,495                     |
| DLT                | 68                   | ₹ 38,92,892              | ₹ 33,82,231        | ₹ 5,10,662        | ₹ 6,55,535                   |
| CLT                | 2                    | ₹ 1,11,669               | ₹ 96,803           | ₹ 14,866          | ₹ 29,614                     |
| <b>Grand Total</b> | <b>81</b>            | <b>₹ 43,71,562</b>       | <b>₹ 38,03,101</b> | <b>₹ 5,68,460</b> | <b>₹ 7,57,644</b>            |

| BAGHMARA SUBDIVISION |       |                 |               |                      |                    |                        |
|----------------------|-------|-----------------|---------------|----------------------|--------------------|------------------------|
| Year CY              | Month | Energy Injected | Energy Billed | Cum. Energy Injected | Cum. Energy Billed | Energy Loss in (Cum) % |
| 2024                 | Apr   | 1.84            | 0.71          | 1.84                 | 0.71               | 61%                    |
| 2024                 | May   | 1.74            | 0.72          | 3.58                 | 1.44               | 60%                    |
| 2024                 | Jun   | 1.23            | 0.65          | 4.82                 | 2.09               | 57%                    |
| 2024                 | Jul   | 1.74            | 0.68          | 6.55                 | 2.77               | 58%                    |
| 2024                 | Aug   | 1.79            | 0.72          | 8.34                 | 3.49               | 58%                    |
| 2024                 | Sep   | 1.73            | 0.38          | 10.07                | 3.87               | 62%                    |
| 2024                 | Oct   | 1.64            | 0.62          | 11.70                | 4.49               | 62%                    |
| 2024                 | Nov   | 1.59            | 0.92          | 13.30                | 5.41               | 59%                    |
| 2024                 | Dec   | 1.59            | 0.69          | 14.88                | 6.10               | 59%                    |
| 2025                 | Jan   | 1.89            | 0.81          | 16.78                | 6.90               | 59%                    |
| 2025                 | Feb   | 1.62            | 0.92          | 18.39                | 7.83               | 57%                    |
| 2025                 | Mar   | 1.76            | 0.84          | 20.15                | 8.67               | 57%                    |



| BAGHMARA SUBDIVISION |       |                 |               |                      |                    |                        |
|----------------------|-------|-----------------|---------------|----------------------|--------------------|------------------------|
| Year CY              | Month | Energy Injected | Energy Billed | Cum. Energy Injected | Cum. Energy Billed | Energy Loss (Cum) in % |
| 2025                 | Apr   | 1.37            | 0.84          | 1.37                 | 0.84               | 38%                    |
| 2025                 | May   | 1.23            | 0.82          | 2.60                 | 1.66               | 36%                    |
| 2025                 | Jun   | 1.46            | 0.81          | 4.06                 | 2.47               | 39%                    |
| 2025                 | Jul   | 1.70            | 0.83          | 5.76                 | 3.30               | 43%                    |
| 2025                 | Aug   | 1.63            | 0.88          | 7.39                 | 4.18               | 43%                    |
| 2025                 | Sep   | 1.78            | 0.95          | 9.17                 | 5.13               | 44%                    |
| 2025                 | Oct   | 1.64            | 1.17          | 10.81                | 6.29               | 42%                    |
| 2025                 | Nov   |                 |               |                      |                    |                        |
| 2025                 | Dec   |                 |               |                      |                    |                        |
| 2026                 | Jan   |                 |               |                      |                    |                        |
| 2026                 | Feb   |                 |               |                      |                    |                        |
| 2026                 | Mar   |                 |               |                      |                    |                        |



# Billing Quality





| Category           | Total Count of Billing | OK Count     | Under Billing Count (less than 50% of LF in approved Tariff) | % under Billing | % under Billing MePDCL ALL |
|--------------------|------------------------|--------------|--|-----------------|----------------------------|
| <b>EHT</b>         |                        |              |  |                 | <b>11.11%</b>              |
| FAEHT              |                        |              |  |                 | 0.00%                      |
| IEHT               |                        |              |  |                 | 16.67%                     |
| <b>HT</b>          | <b>45</b>              | <b>45</b>    | <b>0</b>   | <b>0.00%</b>    | <b>9.30%</b>               |
| BS                 | 37                     | 37           | 0  | 0.00%           | 4.01%                      |
| CHT                |                        |              |  |                 | 2.94%                      |
| DHT                | 6                      | 6            | 0  | 0.00%           | 5.42%                      |
| FAHT               |                        |              |  |                 | 0.00%                      |
| IHT                |                        |              |  |                 | 4.60%                      |
| WSHT               | 2                      | 2            | 0  | 0.00%           | 33.17%                     |
| <b>LT</b>          | <b>10323</b>           | <b>9,527</b> | <b>796</b>   | <b>7.71%</b>    | <b>30.18%</b>              |
| AP                 | 1                      | 1            | 0  | 0.00%           | 35.71%                     |
| BPL(M)             | 6277                   | 6,103        | 174  | 2.77%           | 36.57%                     |
| BPL(UM)            | 421                    | 0            | 421  | 100.00%         | 95.96%                     |
| CCTV               |                        |              |  |                 | 0.00%                      |
| CLT                | 374                    | 342          | 32   | 8.56%           | 32.64%                     |
| CRM                |                        |              |  |                 | 0.00%                      |
| DLT                | 3160                   | 2,991        | 169  | 5.35%           | 26.44%                     |
| GP                 | 83                     | 83           | 0  | 0.00%           | 19.00%                     |
| ILT                |                        |              |  |                 | 10.84%                     |
| PL(M)              | 3                      | 3            | 0  | 0.00%           | 16.67%                     |
| PL(UM)             |                        |              |  |                 | 0.00%                      |
| WSLT               | 4                      | 4            | 0  | 0.00%           | 28.75%                     |
| <b>Grand Total</b> | <b>10368</b>           | <b>9,572</b> | <b>796</b>   | <b>7.68%</b>    | <b>30.13%</b>              |


| PRODUCT TYPE | CATEGORY | *LF@ Tariff |
|--------------|----------|-------------|
| EHT          | IEHT     | 54%         |
| EHT          | FAEHT    | 61%         |
| HT           | DHT      | 12%         |
| HT           | WSHT     | 29%         |
| HT           | CHT      | 13%         |
| HT           | BS       | 16%         |
| HT           | IHT      | 10%         |
| HT           | FAHT     | 60%         |
| LT           | BPL(M)   | 6%          |
| LT           | DLT      | 6%          |
| LT           | BPL(UM)  | 6%          |
| LT           | CLT      | 9%          |
| LT           | GP       | 9%          |
| LT           | PL(M)    | 7%          |
| LT           | WSLT     | 14%         |
| LT           | CCTV     | 9%          |
| LT           | PL(UM)   | 7%          |
| LT           | AP       | 12%         |
| LT           | ILT      | 7%          |
| LT           | CRM      | 13%         |

# MR Performance

| <b>BAGHMARA SUBDIVISION</b>             | <b>796</b> | <b>9572</b> | <b>10368</b> | <b>8%</b> |
|---|------------|-------------|--------------|-----------|
| BRENINSTON MARAK~3121013                | 20         | 442         | 462          | 4%        |
| Bryan Chekam~3121012                    | 133        | 630         | 763          | 17%       |
| DIMRIKRIKPAN SANGMA~3121011             | 167        | 832         | 999          | 17%       |
| Julius Marak~3121003                    |            | 60          | 60           | 0%        |
| Shri Albirth S Sangma (100536)~3121001  | 83         | 1278        | 1361         | 6%        |
| Shri Chonseng N Sangma (100538)~3121002 | 63         | 1102        | 1165         | 5%        |
| Shri John A Sanfma (100540)~3121004     | 64         | 859         | 923          | 7%        |
| Shri Lenian Marak (100541)~3121005      | 32         | 1187        | 1219         | 3%        |
| Shri Nitul Sangma (100535)~3121006      | 172        | 2050        | 2222         | 8%        |
| Shri Thengrak M Sangma (100689)~3121008 | 62         | 1132        | 1194         | 5%        |

# Billing Quality

| View Bill   | Reading Date | Bill Number      | Bill Source | MR Code | Meter Status | FR   | IR   | FR KVAH | IR KVAH | Multiplying Factor | MC Units | Calculated PF | Units | V |
|---|--------------|------------------|-------------|---------|--------------|------|------|---------|---------|--------------------|----------|---------------|-------|---|
|  | 08/DEC/2025  | 312101125C030575 | SBD-V4.6    | 3121011 | OK(Normal)   | 6421 | 6346 | 0       | 0       | 1                  | 0        | 0             | 75    |   |
|  | 11/NOV/2025  | 312101125B110832 | SBD-V4.6    | 3121011 | OK(Normal)   | 6346 | 6268 | 0       | 0       | 1                  | 0        | 0             | 78    |   |
|  | 10/OCT/2025  | 312101125A100854 | SBD-V4.6    | 3121011 | OK(Normal)   | 6268 | 6213 | 0       | 0       | 1                  | 0        | 0             | 55    |   |
|  | 11/SEP/2025  | 3121011259110678 | SBD-V4.5    | 3121011 | OK(Normal)   | 6213 | 6137 | 0       | 0       | 1                  | 0        | 0             | 76    |   |



Nov 2025



Oct 2025

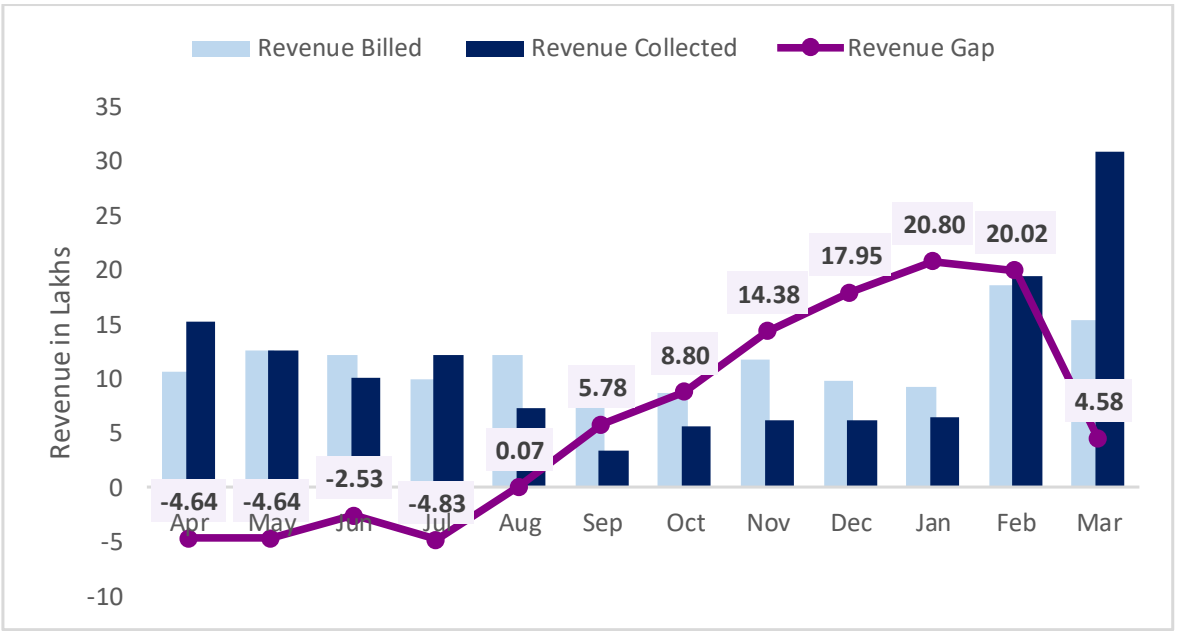
No photos of meters.

Rakhi R Marak (1000296743), 1kW, CLT

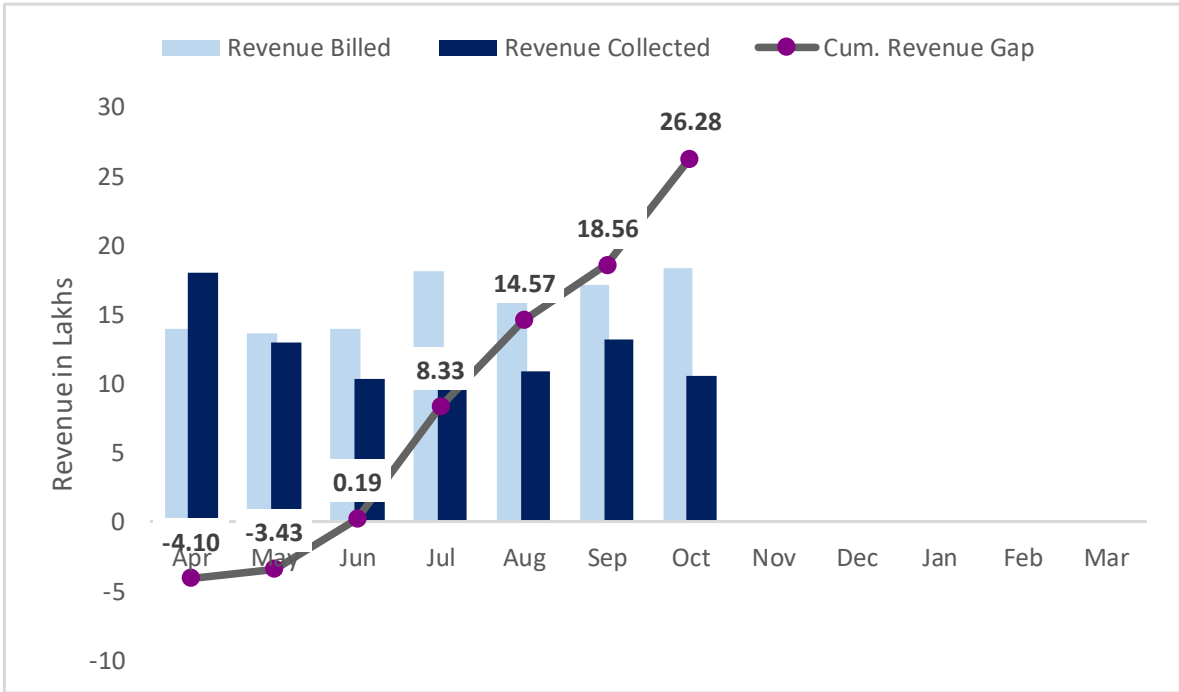
# SMART METER CREDENTIAL NOT MATCHED- 40

| Consumer Name      | Meter Serial No_HES | Meter No_UBS | Consumer No_HES | Consumer No_UBS | Sub_Division_UBS     | CONNECTI ON_STATU S_NAME | SERVICE | Meter Type   | Status   |
|--------------------|---------------------|--------------|-----------------|-----------------|----------------------|--------------------------|---------|--------------|----------|
| Aibilla G Momin    | 12683154            | 11072534     | HB04N289727     | 1000303160      | BAGHMARA SUBDIVISION | IN SERVICE               | SRBD    | Single Phase | Inactive |
| Wedal Sangma       | 15266733            | 11072732     | HB04N204945     | 1000300260      | BAGHMARA SUBDIVISION | IN SERVICE               | SRBD    | Single Phase | Inactive |
| Secy Ab Church     | 11019827            | 11020124     | HB04N189869     | 1000298458      | BAGHMARA SUBDIVISION | IN SERVICE               | SRBD    | Single Phase | Failure  |
| MILFORD MARAK      | 11034183            | 11016633     | HB04N289139     | 1000303107      | BAGHMARA SUBDIVISION | IN SERVICE               | SRBD    | Single Phase | Failure  |
| Hemarson Sangma    | 11035845            | 11012555     | HB04N203159     | 1000299745      | BAGHMARA SUBDIVISION | IN SERVICE               | SRBD    | Single Phase | Failure  |
| RAJU R SANGMA      | 11034189            | 11021852     | HB04N369089     | 1000516349      | BAGHMARA SUBDIVISION | IN SERVICE               | SRBD    | Single Phase | Failure  |
| SEBANGSON R SANGMA | 11021855            | 11019164     | HB04N203269     | 1000299855      | BAGHMARA SUBDIVISION | IN SERVICE               | SRBD    | Single Phase | Failure  |
| HAILOSH CH MARAK   | 11035842            | 11011590     | HB04N367893     | 1000516334      | BAGHMARA SUBDIVISION | IN SERVICE               | SRBD    | Single Phase | Failure  |
| Gitnal Sangma      | 11034188            | 11016685     | HB04N203200     | 1000299786      | BAGHMARA SUBDIVISION | IN SERVICE               | SRBD    | Single Phase | Failure  |
| MONJULA MARAK      | 11054008            | 11021553     | HB04N203273     | 1000299859      | BAGHMARA SUBDIVISION | IN SERVICE               | SRBD    | Single Phase | Failure  |
| Ajith Chaothury    | 11035425            | 11035428     | HB04N068290     | 1000296790      | BAGHMARA SUBDIVISION | IN SERVICE               | SRBD    | Single Phase | Failure  |
| TINGME A SANGMA    | 11021833            | 11019109     | HB04N304346     | 1000304444      | BAGHMARA SUBDIVISION | IN SERVICE               | SRBD    | Single Phase | Failure  |
| LEDIANA SANGMA     | 11035850            | 11021554     | HB04N289075     | 1000303045      | BAGHMARA SUBDIVISION | IN SERVICE               | SRBD    | Single Phase | Failure  |
| TAMARA S MARAK     | 11035846            | 11021559     | HB04N367891     | 1000516332      | BAGHMARA SUBDIVISION | IN SERVICE               | SRBD    | Single Phase | Failure  |
| James Eric marak   | 11035844            | 11016499     | HB04N289057     | 1000303027      | BAGHMARA SUBDIVISION | IN SERVICE               | SRBD    | Single Phase | Success  |
| NATHURAM SANGMA    | 11034185            | 11016687     | HB04N203191     | 1000299777      | BAGHMARA SUBDIVISION | IN SERVICE               | SRBD    | Single Phase | Success  |
| WALINANG CH SANGMA | 11034186            | 11023304     | HB04N369064     | 1000516345      | BAGHMARA SUBDIVISION | IN SERVICE               | SRBD    | Single Phase | Success  |
| Ereni R Marak      | 11034678            | 11014397     | HB04N190640     | 1000299087      | BAGHMARA SUBDIVISION | IN SERVICE               | SRBD    | Single Phase | Success  |
| Mintu S Marak      | 11037330            | 217219       | HB04N190779     | 1000299226      | BAGHMARA SUBDIVISION | IN SERVICE               | SRBD    | Single Phase | Inactive |

| CHOKPOT SUBDIVISION |       |                |                   |             |
|---------------------|-------|----------------|-------------------|-------------|
| Year CY             | Month | Revenue Billed | Revenue Collected | Revenue Gap |
| 2024                | Apr   | 10.68          | 15.31             | -4.64       |
| 2024                | May   | 12.65          | 12.65             | -4.64       |
| 2024                | Jun   | 12.17          | 10.07             | -2.53       |
| 2024                | Jul   | 9.91           | 12.21             | -4.83       |
| 2024                | Aug   | 12.20          | 7.30              | 0.07        |
| 2024                | Sep   | 9.10           | 3.38              | 5.78        |
| 2024                | Oct   | 8.69           | 5.68              | 8.80        |
| 2024                | Nov   | 11.79          | 6.21              | 14.38       |
| 2024                | Dec   | 9.80           | 6.23              | 17.95       |
| 2025                | Jan   | 9.32           | 6.47              | 20.80       |
| 2025                | Feb   | 18.67          | 19.45             | 20.02       |
| 2025                | Mar   | 15.47          | 30.91             | 4.58        |



| CHOKPOT SUBDIVISION |       |                |                   |                  |
|---------------------|-------|----------------|-------------------|------------------|
| Year CY             | Month | Revenue Billed | Revenue Collected | Cum. Revenue Gap |
| 2025                | Apr   | 13.91          | 18.01             | -4.10            |
| 2025                | May   | 13.59          | 12.93             | -3.43            |
| 2025                | Jun   | 13.99          | 10.36             | 0.19             |
| 2025                | Jul   | 18.11          | 9.98              | 8.33             |
| 2025                | Aug   | 17.16          | 10.92             | 14.57            |
| 2025                | Sep   | 17.17          | 13.18             | 18.56            |
| 2025                | Oct   | 18.30          | 10.57             | 26.28            |
| 2025                | Nov   |                |                   |                  |
| 2025                | Dec   |                |                   |                  |
| 2026                | Jan   |                |                   |                  |
| 2026                | Feb   |                |                   |                  |
| 2026                | Mar   |                |                   |                  |



CHOKPOT  
SUBDIVISION

|                    | Apr-25      | May-25      | Jun-25     | Jul-25     | Aug-25     | Sep-25      | Oct-25     | Cum. Gap    |
|--------------------|-------------|-------------|------------|------------|------------|-------------|------------|-------------|
| <b>EHT</b>         | ₹ 0         | ₹ 0         | ₹ 0        | ₹ 0        | ₹ 0        | ₹ 0         | ₹ 0        | ₹ 0         |
| FAEHT              |             |             |            |            |            |             |            |             |
| IEHT               |             |             |            |            |            |             |            |             |
| <b>HT</b>          | ₹ 26,855    | ₹ 33,136    | ₹ -15,640  | ₹ 41,097   | ₹ 32,797   | ₹ -87,814   | ₹ -3,286   | ₹ 27,145    |
| BS                 | ₹ 26,855    | ₹ 33,136    | ₹ -15,640  | ₹ 41,097   | ₹ 32,797   | ₹ -87,814   | ₹ -3,286   | ₹ 27,145    |
| CHT                |             |             |            |            |            |             |            |             |
| DHT                |             |             |            |            |            |             |            |             |
| FAHT               |             |             |            |            |            |             |            |             |
| IHT                |             |             |            |            |            |             |            |             |
| WSHT               |             |             |            |            |            |             |            |             |
| <b>LT</b>          | ₹ -4,36,400 | ₹ 33,256    | ₹ 3,78,291 | ₹ 7,72,155 | ₹ 5,91,467 | ₹ 4,86,772  | ₹ 7,75,503 | ₹ 26,01,044 |
| AP                 |             |             |            |            |            |             |            |             |
| BPL(M)             | ₹ -7,036    | ₹ 63,382    | ₹ 2,55,662 | ₹ 4,17,404 | ₹ 2,84,877 | ₹ 3,98,408  | ₹ 4,72,960 | ₹ 18,85,656 |
| BPL(UM)            | ₹ 34,158    | ₹ 71,609    | ₹ 53,478   | ₹ 1,51,267 | ₹ 74,493   | ₹ 1,23,433  | ₹ 1,26,178 | ₹ 6,34,616  |
| CCTV               |             |             |            |            |            |             |            |             |
| CLT                | ₹ -26,196   | ₹ 11,944    | ₹ 97,806   | ₹ 87,873   | ₹ 1,07,020 | ₹ -1,20,280 | ₹ 41,209   | ₹ 1,99,376  |
| CRM                |             |             |            |            |            |             |            |             |
| DLT                | ₹ -4,37,937 | ₹ -1,12,246 | ₹ -29,397  | ₹ 1,14,965 | ₹ 1,25,593 | ₹ 84,318    | ₹ 1,34,341 | ₹ -1,20,363 |
| GP                 | ₹ 611       | ₹ -1,432    | ₹ 742      | ₹ 645      | ₹ -516     | ₹ 893       | ₹ 814      | ₹ 1,757     |
| ILT                |             |             |            |            |            |             |            |             |
| PL(M)              |             |             |            |            |            |             |            |             |
| PL(UM)             |             |             |            |            |            |             |            |             |
| WSLT               |             |             |            |            |            |             |            |             |
| <b>Grand Total</b> | ₹ -4,09,545 | ₹ 66,393    | ₹ 3,62,651 | ₹ 8,13,251 | ₹ 6,24,263 | ₹ 3,98,959  | ₹ 7,72,217 | ₹ 26,28,189 |

# In Service Defaulters as on 01-12-2025

CHOKPOT SUBDIVISION

Status of 10k and above Outstanding from INSERVICE (NG exculding Legal Cases)

| Count of Consumers |             |               |               |               |               |                |          |             |
|--------------------|-------------|---------------|---------------|---------------|---------------|----------------|----------|-------------|
| MONTH              | Domestic LT | Commercial LT | Commercial HT | Industrial LT | Industrial HT | Industrial EHT | Others   | Grand Total |
| SEP_25             | 658         | 12            | 0             | 0             | 0             |                | 0        | 670         |
| NOV_25             | <b>707</b>  | <b>6</b>      | <b>0</b>      | <b>0</b>      | <b>0</b>      |                | <b>0</b> | <b>713</b>  |
| INC                | 49          | -6            | 0             | 0             | 0             |                | 0        | 43          |
| %                  | 7%          | -50%          |               |               |               |                |          | 6%          |

Status of 10k and above Outstanding from INSERVICE (NG exculding Legal Cases)

| Rs. In Lakhs |                 |               |               |               |               |                |        |                 |
|--------------|-----------------|---------------|---------------|---------------|---------------|----------------|--------|-----------------|
| MONTH        | Domestic LT     | Commercial LT | Commercial HT | Industrial LT | Industrial HT | Industrial EHT | Others | Grand Total     |
| SEP_25       | ₹ 122.37        | ₹ 2.20        | ₹ -           | ₹ -           | ₹ -           |                | ₹ -    | ₹ 124.57        |
| NOV_25       | ₹ <b>127.53</b> | ₹ <b>0.86</b> | ₹ -           | ₹ -           | ₹ -           |                | ₹ -    | ₹ <b>128.39</b> |
| INC          | ₹ 5.16          | ₹ -1.34       | ₹ -           | ₹ -           | ₹ -           |                | ₹ -    | ₹ 3.82          |
| %            | 4.2%            | -60.8%        |               |               |               |                |        | 3.1%            |

## In Service Defaulters – “Non-Domestic” as on 01-12-2025

| SUBDIVISION         | CONSUMER ID | CONSUMER NAME     | CATEGORY | SAN LOAD(KW) | SAN LOAD(KVA) | CUSTOMER TYPE | LATEST OUTSTANDING | LATEST PAYMENT AMOUNT | LATEST PAYMENT DATE |
|---------------------|-------------|-------------------|----------|--------------|---------------|---------------|--------------------|-----------------------|---------------------|
| CHOKPOT SUBDIVISION | 1000626920  | Rittilish R Marak | CLT      | 2            | 0             | NG            | ₹ 17,663           |                       |                     |
| CHOKPOT SUBDIVISION | 1000250503  | Lusai Marak       | CLT      | 1            | 0             | NG            | ₹ 16,002           | ₹ 4,200               | 18-Mar-24           |
| CHOKPOT SUBDIVISION | 1000614551  | Chanang Ch Sangma | CLT      | 1            | 0             | NG            | ₹ 14,926           |                       | 13-Oct-23           |
| CHOKPOT SUBDIVISION | 1000252599  | Sunitha B Marak   | CLT      | 1            | 0             | NG            | ₹ 15,111           | ₹ 1,550               | 27-Jun-25           |
| CHOKPOT SUBDIVISION | 1000859220  | Lucy R Sangma     | CLT      | 2            | 0             | NG            | ₹ 14,650           | ₹ 500                 | 30-Aug-24           |
| CHOKPOT SUBDIVISION | 1000252617  | Clebirth N Marak  | CLT      | 1            | 0             | NG            | ₹ 10,176           | ₹ 1,000               | 24-Feb-25           |

## In Service Defaulters – “Domestic” as on 01-12-2025

| SUBDIVISION         | CONSUMER ID | CONSUMER NAME        | CATEGORY | SAN LOAD(KW) | SAN LOAD(KVA) | CUSTOMER TYPE | LATEST OUTSTANDING | LATEST PAYMENT AMOUNT | LATEST PAYMENT DATE |
|---------------------|-------------|----------------------|----------|--------------|---------------|---------------|--------------------|-----------------------|---------------------|
| CHOKPOT SUBDIVISION | 1000251397  | Mensin Marak         | DLT      | 1            | 0             | NG            | ₹ 86,193           |                       |                     |
| CHOKPOT SUBDIVISION | 1000250849  | Admanson Sangma      | DLT      | 1            | 0             | NG            | ₹ 81,917           |                       |                     |
| CHOKPOT SUBDIVISION | 1000249531  | Killin Marak         | DLT      | 1            | 0             | NG            | ₹ 81,787           |                       |                     |
| CHOKPOT SUBDIVISION | 1000251226  | Wellen Marak         | DLT      | 1            | 0             | NG            | ₹ 80,024           |                       |                     |
| CHOKPOT SUBDIVISION | 1000251390  | Sickson Marak        | DLT      | 1            | 0             | NG            | ₹ 79,415           |                       |                     |
| CHOKPOT SUBDIVISION | 1000251321  | Mun Sangma           | DLT      | 1            | 0             | NG            | ₹ 75,250           |                       |                     |
| CHOKPOT SUBDIVISION | 1000250762  | Abdul Mojith         | DLT      | 1            | 0             | NG            | ₹ 75,292           |                       |                     |
| CHOKPOT SUBDIVISION | 1000251436  | Jilkilla Sangma      | DLT      | 1            | 0             | NG            | ₹ 70,024           |                       |                     |
| CHOKPOT SUBDIVISION | 1000250841  | Transon Sangma       | DLT      | 1            | 0             | NG            | ₹ 69,659           |                       |                     |
| CHOKPOT SUBDIVISION | 1000250838  | Rikseng Areng        | DLT      | 1            | 0             | NG            | ₹ 68,216           | ₹ 5,000               | 30-Jun-25           |
| CHOKPOT SUBDIVISION | 1000250846  | Aone Marak           | DLT      | 1            | 0             | NG            | ₹ 67,092           |                       |                     |
| CHOKPOT SUBDIVISION | 1000251318  | Senetha Sangma       | DLT      | 1            | 0             | NG            | ₹ 65,496           |                       | 17-Aug-23           |
| CHOKPOT SUBDIVISION | 1000249712  | Laksman Marak        | DLT      | 1            | 0             | NG            | ₹ 65,459           |                       |                     |
| CHOKPOT SUBDIVISION | 1000250712  | Sengton Sangma       | DLT      | 1            | 0             | NG            | ₹ 66,049           | ₹ 7,000               | 04-Mar-25           |
| CHOKPOT SUBDIVISION | 1000250713  | Jamuswarth Marak     | DLT      | 1            | 0             | NG            | ₹ 64,449           | ₹ 8,000               | 19-Mar-25           |
| CHOKPOT SUBDIVISION | 1000251228  | Nanda Sangma         | DLT      | 1            | 0             | NG            | ₹ 63,094           |                       | 14-Jan-22           |
| CHOKPOT SUBDIVISION | 1000251429  | Lesh Sangma          | DLT      | 1            | 0             | NG            | ₹ 61,708           | ₹ 10,000              | 01-May-25           |
| CHOKPOT SUBDIVISION | 1000251439  | Pauline Sangma       | DLT      | 1            | 0             | NG            | ₹ 59,148           | ₹ 10,000              | 23-Apr-25           |
| CHOKPOT SUBDIVISION | 1000250763  | Krimpilstone R Marak | DLT      | 1            | 0             | NG            | ₹ 59,145           | ₹ 15,000              | 03-Mar-25           |
| CHOKPOT SUBDIVISION | 1000251165  | Trediash Marak       | DLT      | 1            | 0             | NG            | ₹ 58,223           |                       |                     |

# DCNP as on 01-12-2025 (Excl. Legal Case)

## CHOKPOT SUBDIVISION

### Status of Outstanding from DCNP (NG excuding Legal Cases)

| Count of Consumers |             |               |               |               |               |                |          |             |
|--------------------|-------------|---------------|---------------|---------------|---------------|----------------|----------|-------------|
| MONTH              | Domestic LT | Commercial LT | Commercial HT | Industrial LT | Industrial HT | Industrial EHT | Others   | Grand Total |
| SEP_25             | 309         | 7             | 0             | 0             | 0             | 0              | 0        | 316         |
| NOV_25             | <b>302</b>  | <b>9</b>      | <b>0</b>      | <b>0</b>      | <b>0</b>      | <b>0</b>       | <b>0</b> | <b>311</b>  |
| INC                | -7          | 2             | 0             | 0             | 0             | 0              | 0        | -5          |
| %                  | -2.3%       | <b>28.6%</b>  |               |               |               |                |          | -1.6%       |

### Status of Outstanding from DCNP (NG excuding Legal Cases)

| Rs. In Lakhs |                |               |               |               |               |                |        |                |
|--------------|----------------|---------------|---------------|---------------|---------------|----------------|--------|----------------|
| MONTH        | Domestic LT    | Commercial LT | Commercial HT | Industrial LT | Industrial HT | Industrial EHT | Others | Grand Total    |
| SEP_25       | ₹ 95.81        | ₹ 4.48        | ₹ -           | ₹ -           | ₹ -           | ₹ -            | ₹ -    | ₹ 100.29       |
| NOV_25       | ₹ <b>87.96</b> | ₹ <b>4.21</b> | ₹ -           | ₹ -           | ₹ -           | ₹ -            | ₹ -    | ₹ <b>92.16</b> |
| INC          | ₹ -7.85        | ₹ -0.28       | ₹ -           | ₹ -           | ₹ -           | ₹ -            | ₹ -    | ₹ -8.13        |
| %            | -8.2%          | -6.2%         |               |               |               |                |        | -8.1%          |

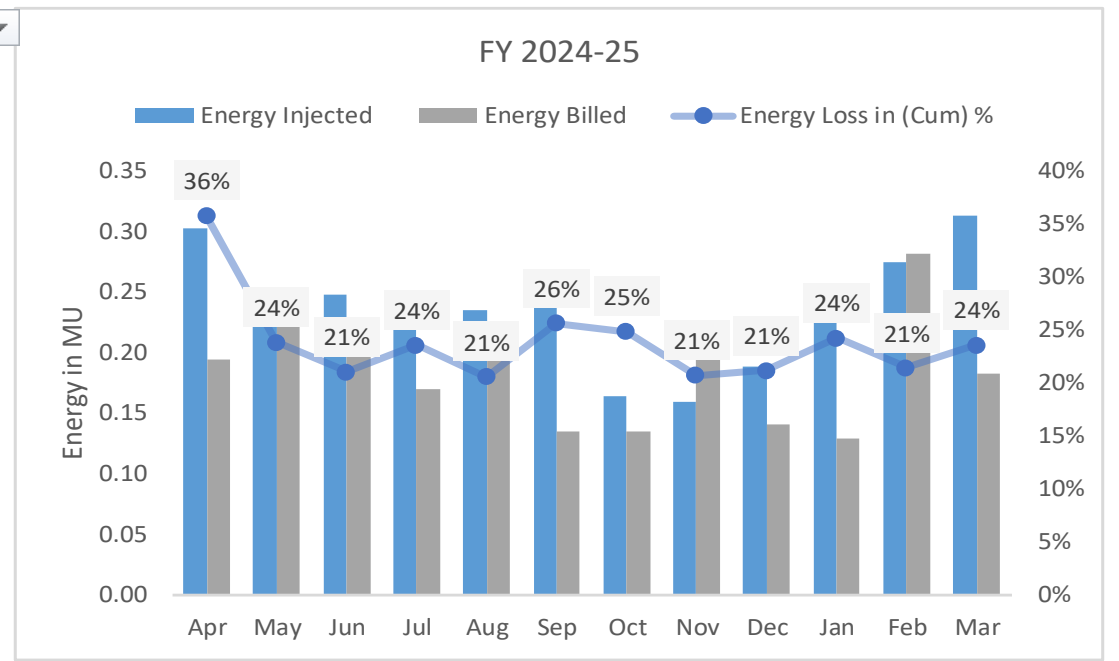
# OTS as on 01-12-2025

SUB DIVISION

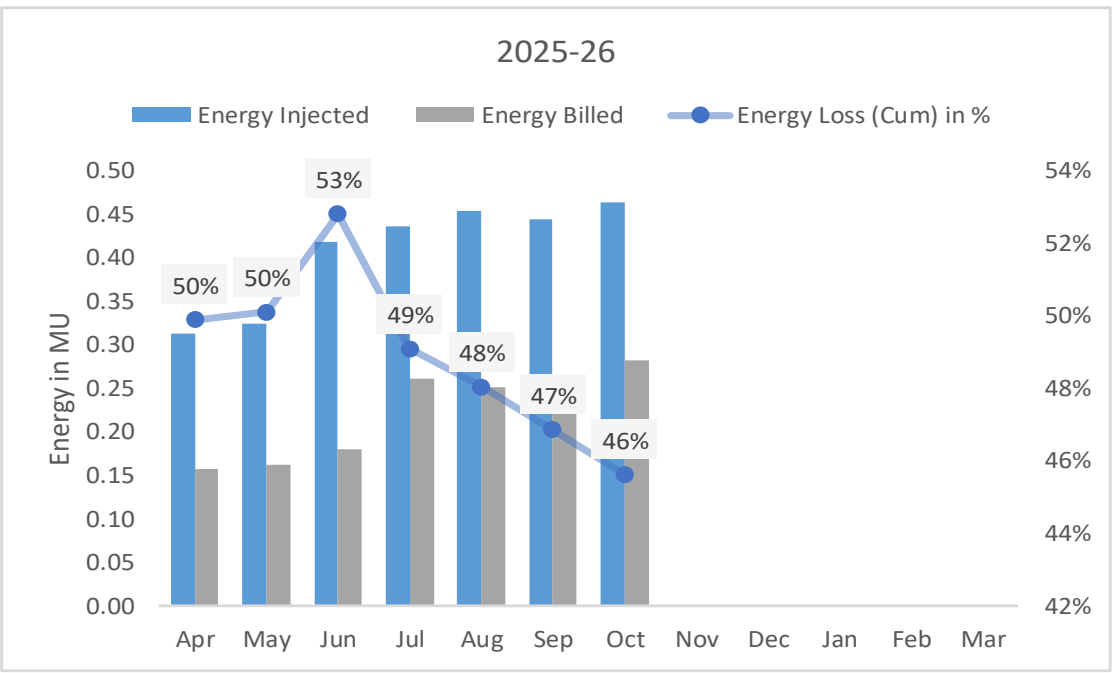
CHOKPOT SUBDIVISION

|                    | Count of CONSUMER ID | Sum of TOTAL OUTSTANDING | AMOUNT SETTLED     | DPC (WAIVED OFF). | Sum of TOTAL RECEIVED AMOUNT |
|--------------------|----------------------|--------------------------|--------------------|-------------------|------------------------------|
| BPL(M)             | 7                    | ₹ 1,83,194               | ₹ 1,50,099         | ₹ 33,096          | ₹ 59,150                     |
| BPL(UM)            | 2                    | ₹ 39,430                 | ₹ 34,486           | ₹ 4,944           | ₹ 24,290                     |
| DLT                | 34                   | ₹ 15,35,232              | ₹ 11,47,438        | ₹ 3,87,794        | ₹ 4,97,432                   |
| CLT                | 3                    | ₹ 1,70,760               | ₹ 1,28,835         | ₹ 41,925          | ₹ 33,860                     |
| <b>Grand Total</b> | <b>46</b>            | <b>₹ 19,28,615</b>       | <b>₹ 14,60,857</b> | <b>₹ 4,67,758</b> | <b>₹ 6,14,732</b>            |

| CHOKPOT SUBDIVISION |       |                 |               |                      |                    |                        |
|---------------------|-------|-----------------|---------------|----------------------|--------------------|------------------------|
| Year CY             | Month | Energy Injected | Energy Billed | Cum. Energy Injected | Cum. Energy Billed | Energy Loss in (Cum) % |
| 2024                | Apr   | 0.30            | 0.19          | 0.30                 | 0.19               | 36%                    |
| 2024                | May   | 0.25            | 0.22          | 0.55                 | 0.42               | 24%                    |
| 2024                | Jun   | 0.25            | 0.21          | 0.80                 | 0.63               | 21%                    |
| 2024                | Jul   | 0.25            | 0.17          | 1.05                 | 0.80               | 24%                    |
| 2024                | Aug   | 0.23            | 0.22          | 1.28                 | 1.02               | 21%                    |
| 2024                | Sep   | 0.27            | 0.14          | 1.55                 | 1.15               | 26%                    |
| 2024                | Oct   | 0.16            | 0.13          | 1.71                 | 1.29               | 25%                    |
| 2024                | Nov   | 0.16            | 0.20          | 1.87                 | 1.48               | 21%                    |
| 2024                | Dec   | 0.19            | 0.14          | 2.06                 | 1.62               | 21%                    |
| 2025                | Jan   | 0.25            | 0.13          | 2.31                 | 1.75               | 24%                    |
| 2025                | Feb   | 0.27            | 0.28          | 2.59                 | 2.03               | 21%                    |
| 2025                | Mar   | 0.31            | 0.18          | 2.90                 | 2.22               | 24%                    |



| CHOKPOT SUBDIVISION |       |                 |               |                      |                    |                        |
|---------------------|-------|-----------------|---------------|----------------------|--------------------|------------------------|
| Year CY             | Month | Energy Injected | Energy Billed | Cum. Energy Injected | Cum. Energy Billed | Energy Loss (Cum) in % |
| 2025                | Apr   | 0.31            | 0.16          | 0.31                 | 0.16               | 50%                    |
| 2025                | May   | 0.32            | 0.16          | 0.64                 | 0.32               | 50%                    |
| 2025                | Jun   | 0.42            | 0.18          | 1.05                 | 0.50               | 53%                    |
| 2025                | Jul   | 0.43            | 0.26          | 1.49                 | 0.76               | 49%                    |
| 2025                | Aug   | 0.45            | 0.25          | 1.94                 | 1.01               | 48%                    |
| 2025                | Sep   | 0.44            | 0.26          | 2.39                 | 1.27               | 47%                    |
| 2025                | Oct   | 0.46            | 0.28          | 2.85                 | 1.55               | 46%                    |
| 2025                | Nov   |                 |               |                      |                    |                        |
| 2025                | Dec   |                 |               |                      |                    |                        |
| 2026                | Jan   |                 |               |                      |                    |                        |
| 2026                | Feb   |                 |               |                      |                    |                        |
| 2026                | Mar   |                 |               |                      |                    |                        |



# Billing Quality





| Category           | Total Count of Billing | OK Count     | Under Billing Count (less than 50% of LF in approved Tariff) | % under Billing | % under Billing MePDCL ALL |
|--------------------|------------------------|--------------|--|-----------------|----------------------------|
| <b>EHT</b>         |                        |              |  |                 | <b>11.11%</b>              |
| FAEHT              |                        |              |  |                 | 0.00%                      |
| IEHT               |                        |              |  |                 | 16.67%                     |
| <b>HT</b>          | <b>2</b>               | <b>2</b>     | <b>0</b>   | <b>0.00%</b>    | <b>9.30%</b>               |
| BS                 | 2                      | 2            | 0  | 0.00%           | 4.01%                      |
| CHT                |                        |              |  |                 | 2.94%                      |
| DHT                |                        |              |  |                 | 5.42%                      |
| FAHT               |                        |              |  |                 | 0.00%                      |
| IHT                |                        |              |  |                 | 4.60%                      |
| WSHT               |                        |              |  |                 | 33.17%                     |
| <b>LT</b>          | <b>4395</b>            | <b>3,570</b> | <b>825</b>   | <b>18.77%</b>   | <b>30.18%</b>              |
| AP                 |                        |              |  |                 | 35.71%                     |
| BPL(M)             | 2460                   | 2,353        | 107  | 4.35%           | 36.57%                     |
| BPL(UM)            | 649                    | 0            | 649  | 100.00%         | 95.96%                     |
| CCTV               |                        |              |  |                 | 0.00%                      |
| CLT                | 83                     | 74           | 9  | 10.84%          | 32.64%                     |
| CRM                |                        |              |  |                 | 0.00%                      |
| DLT                | 1193                   | 1,134        | 59   | 4.95%           | 26.44%                     |
| GP                 | 10                     | 9            | 1  | 10.00%          | 19.00%                     |
| ILT                |                        |              |  |                 | 10.84%                     |
| PL(M)              |                        |              |  |                 | 16.67%                     |
| PL(UM)             |                        |              |  |                 | 0.00%                      |
| WSLT               |                        |              |  |                 | 28.75%                     |
| <b>Grand Total</b> | <b>4397</b>            | <b>3,572</b> | <b>825</b>   | <b>18.76%</b>   | <b>30.13%</b>              |


| PRODUCT TYPE | CATEGORY | *LF@ Tariff |
|--------------|----------|-------------|
| EHT          | IEHT     | 54%         |
| EHT          | FAEHT    | 61%         |
| HT           | DHT      | 12%         |
| HT           | WSHT     | 29%         |
| HT           | CHT      | 13%         |
| HT           | BS       | 16%         |
| HT           | IHT      | 10%         |
| HT           | FAHT     | 60%         |
| LT           | BPL(M)   | 6%          |
| LT           | DLT      | 6%          |
| LT           | BPL(UM)  | 6%          |
| LT           | CLT      | 9%          |
| LT           | GP       | 9%          |
| LT           | PL(M)    | 7%          |
| LT           | WSLT     | 14%         |
| LT           | CCTV     | 9%          |
| LT           | PL(UM)   | 7%          |
| LT           | AP       | 12%         |
| LT           | ILT      | 7%          |
| LT           | CRM      | 13%         |

# MR Performance


| <b>CHOKPOT SUBDIVISION</b>         | <b>825</b> | <b>3572</b> | <b>4397</b> | <b>19%</b> |
|------------------------------------|------------|-------------|-------------|------------|
| Dunston N Sangma (100551)~3122001  | 302        | 1093        | 1395        | 22%        |
| Mikhail Havelicek T Sangma~3122006 | 295        | 1287        | 1582        | 19%        |
| Rajmarak (101121)~3122002          |            | 2           | 2           | 0%         |
| System Admins (101057)~3122003     | 2          |             | 2           | 100%       |
| Tripson Ch Marak (100553)~3122004  | 226        | 1190        | 1416        | 16%        |

# Billing Quality

| View Bill   | Reading Date | Bill Number      | Bill Source | MR Code | Meter Status | FR   | IR   | FR KVAH | IR KVAH | Multiplying Factor | MC Units | Calculated PF | Units |
|---|--------------|------------------|-------------|---------|--------------|------|------|---------|---------|--------------------|----------|---------------|-------|
|  | 14/NOV/2025  | 311301425B091169 | SBD-V4.6    | 3113014 | OK(Normal)   | 2804 | 2774 | 0       | 0       | 1                  | 0        | 0             | 30    |
|  | 16/OCT/2025  | 311301425A150832 | SBD-V4.6    | 3113014 | OK(Normal)   | 2774 | 2745 | 0       | 0       | 1                  | 0        | 0             | 29    |
|  | 11/SEP/2025  | 3113992411101558 | WEB-V2.6    | 3113014 | OK(Normal)   | 2745 | 2712 | 0       | 0       | 1                  | 0        | 0             | 33    |
|  | 18/AUG/2025  | 3113014258170780 | SBD-V4.4    | 3113014 | OK(Normal)   | 2712 | 2682 | 0       | 0       | 1                  | 0        | 0             | 30    |



Nov 2025








Oct 2025

No photos of meters.

Rittilish R Marak (1000626920), 2kW, CLT

# Billing Quality

| View Bill   | Reading Date | Bill Number      | Bill Source       | MR Code | Meter Status | FR      | IR      | FR KVAH | IR KVAH | Multiplying Factor | MC Units | Calculated PF | Units |
|---|--------------|------------------|-------------------|---------|--------------|---------|---------|---------|---------|--------------------|----------|---------------|-------|
|  | 25/NOV/2025  | 312200425B242889 | SBD-V4.6          | 3122004 | OK(Normal)   | 3770    | 3681    | 0       | 0       | 1                  | 0        | 0             | 89    |
|  | 24/OCT/2025  | 312200425A242328 | SBD-V4.6          | 3122004 | OK(Normal)   | 3681    | 3603.32 | 0       | 3715.36 | 1                  | 0        | -0.02         | 77.68 |
|  | 01/SEP/2025  | 25090320480733   | POST-PAID-CONSOLE | 3122004 | OK(Normal)   | 3603.32 | 3523.47 | 3715.36 | 3632.95 | 1                  | 0        | 0.97          | 79.85 |
|  | 01/AUG/2025  | 25080214294429   | POST-PAID-CONSOLE | 3122004 | OK(Normal)   | 3523.47 | 3428.93 | 3632.95 | 3536.29 | 1                  | 0        | 0.98          | 94.54 |



Nov 2025



Oct 2025

No photos of meters.

Sunitha B Marak(1000252599), 1kW, CLT

# SMART METER CREDENTIAL NOT MATCHED- 8

| Consumer Name        | Meter Serial No_HES | Meter No_UBS | Consumer No_HES | Consumer No_UBS | Sub_Division_UBS    | CONNECTION_STATUS_NAME | SERVICE | Meter Type   | Sim Type | Status   |
|----------------------|---------------------|--------------|-----------------|-----------------|---------------------|------------------------|---------|--------------|----------|----------|
| Grenson Sangma       | 11164775            | 11040655     | HB04J268705     | 1000250443      | CHOKPOT SUBDIVISION | IN SERVICE             | SRBD    | Single Phase |          | Inactive |
| Herickson Sangma     | 11024758            | 11022953     | HB04J267313     | 1000249535      | CHOKPOT SUBDIVISION | IN SERVICE             | SRBD    | Single Phase | Airtel   | Failure  |
| Jainitha R Marak     | 11001881            | 11042700     | HB04J268777     | 1000250515      | CHOKPOT SUBDIVISION | IN SERVICE             | SRBD    | Single Phase | Airtel   | Failure  |
| Toping M. Marak      | 11041013            | 11048831     | HB04J325918     | 1000251969      | CHOKPOT SUBDIVISION | IN SERVICE             | SRBD    | Single Phase | Airtel   | Failure  |
| Askbina A Sangma     | 11014778            | 2514690      | HB04J349840     | 1000252569      | CHOKPOT SUBDIVISION | IN SERVICE             | SRBD    | Single Phase | Airtel   | Failure  |
| SWELLINGTON<br>MARAK | 11024759            | 11054759     | HB04J267359     | 1000249581      | CHOKPOT SUBDIVISION | IN SERVICE             | SRBD    | Single Phase | Airtel   | Failure  |
| Pondesh Ch Marak     | 11069860            | 11047221     | HB04J268971     | 1000250694      | CHOKPOT SUBDIVISION | IN SERVICE             | SRBD    | Single Phase | JIO      | Failure  |
| ROPINA M<br>SANGMA   | 11094237            | 11024618     | HB04J338683     | 1000252326      | CHOKPOT SUBDIVISION | IN SERVICE             | SRBD    | Single Phase | JIO      | Failure  |